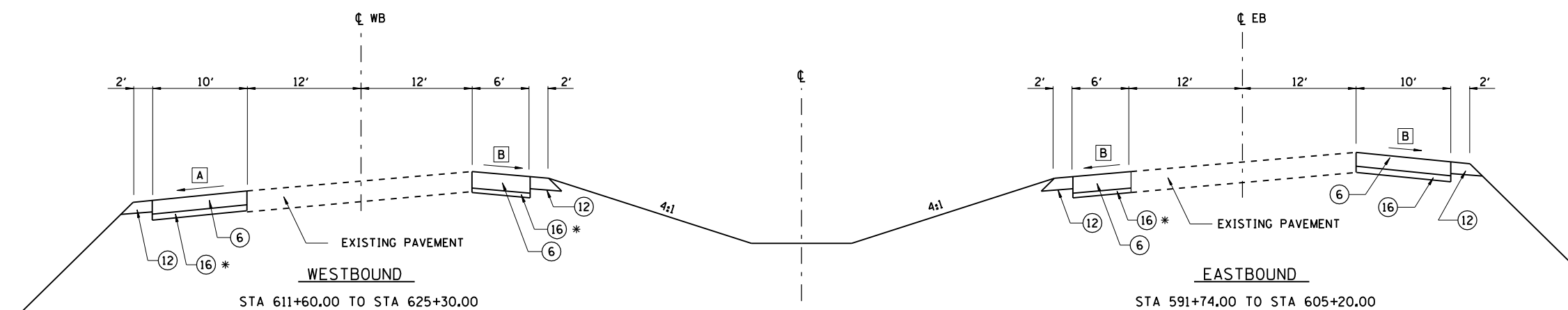


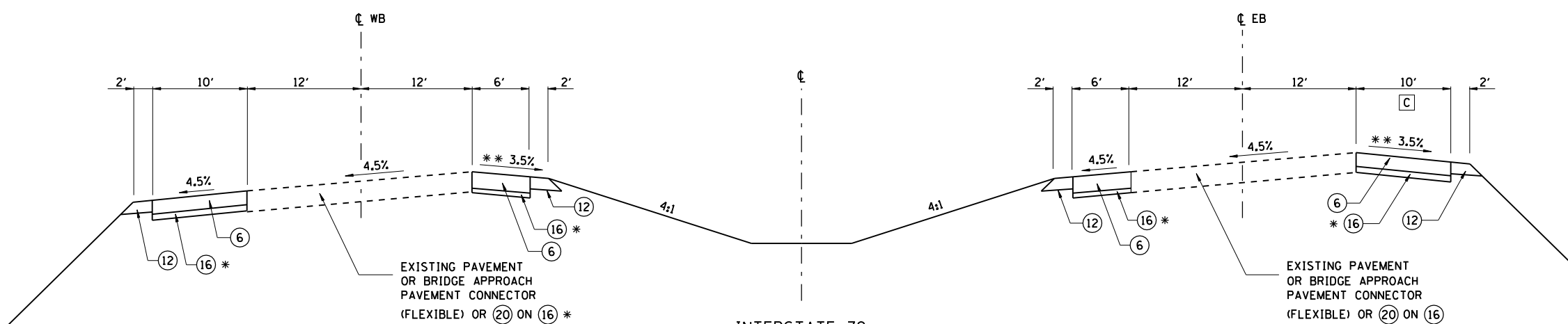
FAU ROUTE	SECTION	COUNTY	TOTAL SHEETS	SHEET NO.
8071	*	SANGAMON	559	23
STA.		TO STA.		
FED. ROAD DIST. NO.		ILLINOIS FED. AID PROJECT		
(84-9-4)A,HBK,BY,BY-1 * 02-00382-02-PV				



- A SHOULDER CROSS SLOPE TO MATCH EXISTING PAVEMENT CROSS SLOPE
- B SHOULDER CROSS SLOPE TO MATCH EXISTING SHOULDER CROSS SLOPE

**INTERSTATE 72**  
SHOULDER REMOVAL & REPLACEMENT

\* THICKNESS OF SUBBASE GRANULAR MATERIAL VARIES AS REQUIRED TO BACKFILL AFTER PAVEMENT AND SHOULDER REMOVAL.

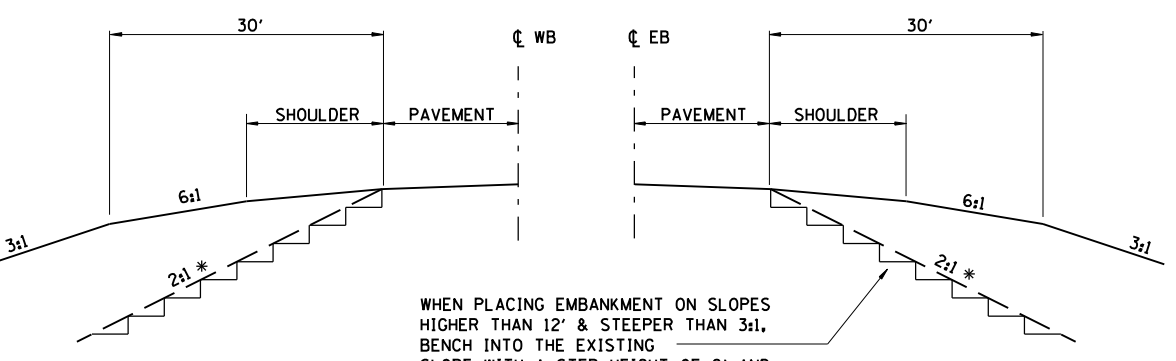


**INTERSTATE 72**  
STA 605+20.00 TO 611+60.00  
SEE PLAN FOR BRIDGE OMISSION

\* THICKNESS OF SUBBASE GRANULAR MATERIAL VARIES AS REQUIRED TO BACKFILL AFTER PAVEMENT AND SHOULDER REMOVAL.

\*\* TRANSITION SHOULDER SLOPES AT BRIDGE AS SHOWN ON PLAN.

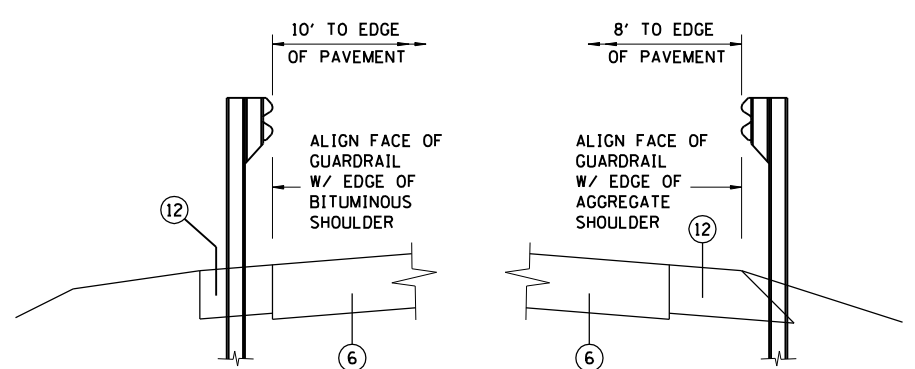
C EXTEND SHOULDER REMOVAL & REPLACEMENT TO STA 611+90.



WHEN PLACING EMBANKMENT ON SLOPES HIGHER THAN 12' & STEEPER THAN 3:1, BENCH INTO THE EXISTING SLOPE WITH A STEP HEIGHT OF 2' AND A MINIMUM STEP WIDTH OF 2'.

\* USE 2:1 SLOPES WHEN SHOWN ON STA. CROSS SECTIONS

**EARTHWORK @ I-72**  
SEE STATION CROSS SECTIONS FOR EARTHWORK



**GUARDRAIL AT OUTSIDE SHOULDER**

**GUARDRAIL AT MEDIAN SHOULDER**

**LEGEND**

- 1 PROCESSING MODIFIED SOILS 12"
- 2 BITUMINOUS CONCRETE PAVEMENT (FULL DEPTH), SUPERPAVE, 13"
- 3 SUBBASE GRANULAR MATERIAL, TYPE C
- 4 COMBINATION CONCRETE CURB AND GUTTER, TYPE B-6.18
- 5 BITUMINOUS SHOULDERS SUPERPAVE 9"
- 6 BITUMINOUS SHOULDERS SUPERPAVE 13"
- 7 COMBINATION CONCRETE CURB AND GUTTER, TYPE B-6.24
- 8 COMBINATION CONCRETE CURB AND GUTTER, TYPE B-6.12
- 9 CONCRETE MEDIAN SURFACE, 4"
- 10 SUBBASE GRANULAR MATERIAL, TYPE C 4"
- 11 PORTLAND CEMENT CONCRETE SIDEWALK 4"
- 12 AGGREGATE SHOULDERS, TYPE B 10"
- 13 BITUMINOUS CONCRETE PAVEMENT (FULL DEPTH), SUPERPAVE, 10"
- 14 BITUMINOUS CONCRETE BINDER COURSE, SUPERPAVE, N50, 1 1/2"
- 15 BITUMINOUS CONCRETE SURFACE COURSE, SUPERPAVE, MIXTURE C, N50, 1 1/2"
- 16 SUBBASE GRANULAR MATERIAL, TYPE A
- 17 AGGREGATE SHOULDERS, TYPE B 4"
- 18 AGGREGATE BASE COURSE, TYPE A 6"
- 19 SAWING PAVEMENT (FULL DEPTH)
- 20 BITUMINOUS CONCRETE PAVEMENT (FULL DEPTH), SUPERPAVE, 14"
- 21 BITUMINOUS CONCRETE SHOULDER REMOVAL
- 22 PAVEMENT REMOVAL
- 23 TOPSOIL PLACEMENT 6"
- 24 PIPE UNDERDRAIN STD 601001
- 25 CONCRETE MEDIAN, TYPE SB-6.24 (SPECIAL)
- 26 SUBBASE GRANULAR MATERIAL, TYPE A 12"

REVISIONS	
NAME	DATE

ILLINOIS DEPARTMENT OF TRANSPORTATION  
TYPICAL SECTION  
I-72  
SEC NO. 02-00382-02-PV  
SEC NO. (84-9-4)HBK,BY,BY-1  
SANGAMON COUNTY, ILLINOIS

SCALE: VERT. HORIZ.  
DATE: 12/16/2006  
DRAWN BY: CLG  
CHECKED BY: JAD



12/16/2006  
\$FILES  
LAYOUT: CLG 08/05/06  
DRAWN: CLG 08/05/06  
REVIEWED: JAD/JMW 08/05/06