ROUTE NO.	SECTION	COUNTY	TOTAL SHEETS	SHEET NO.
FAI 72	*	SANGAMON	559	278
FED. ROAD DIST. NO. 7	ILLINOIS	FED. AID PROJECT-		

SHEET NO. 25
44 SHEETS

*(84-9-4)A,HBK,BY,BY-1 Contract No 72541

* Elevations given are from existing plans, and have been adjusted by deducting 0.69'. The comparison data is based on a survey of the existing bearing seats, and is subject to normal construction tolerance variations.

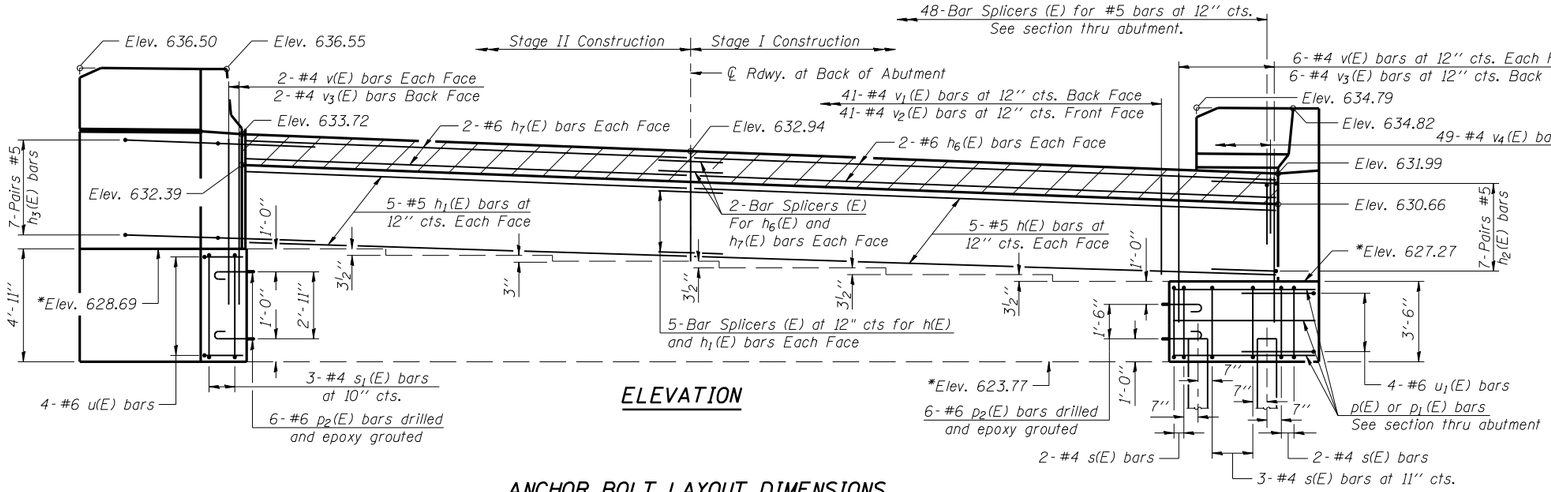

ELEVATION

ANCHOR BOLT LAYOUT DIMENSIONS

Beam No.	A	B	C
1	8 1/4''	7 5/16''	3 13/16''

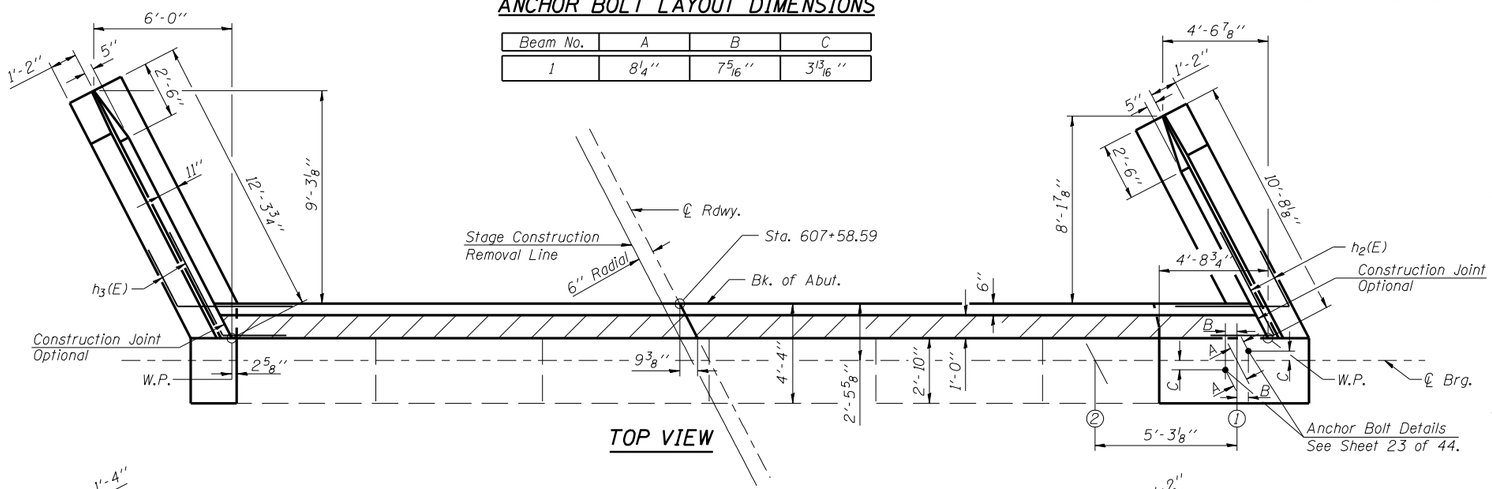

TOP VIEW

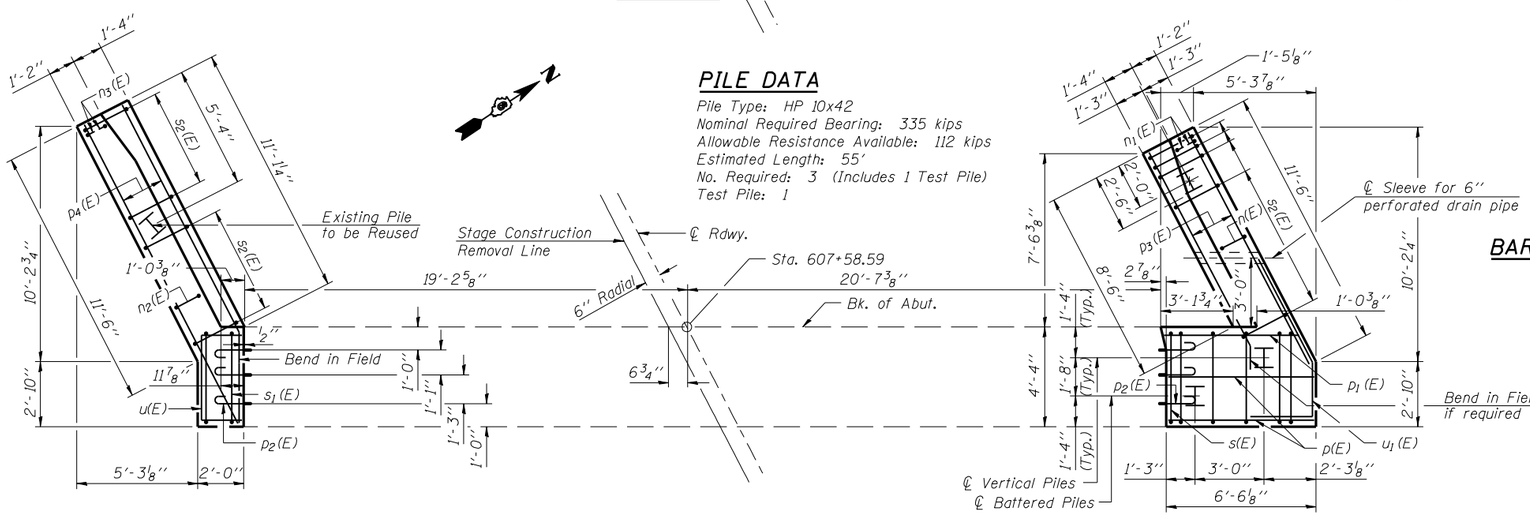

PLAN-PILE CAP

PILE DATA

Pile Type: HP 10x42
Nominal Required Bearing: 335 kips
Allowable Resistance Available: 112 kips
Estimated Length: 55'
No. Required: 3 (Includes 1 Test Pile)
Test Pile: 1

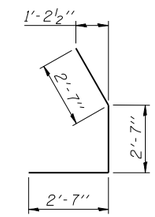

BAR u_1(E)

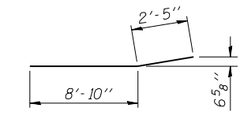

BAR h_5(E)

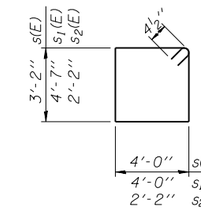

BARS s(E), s_1(E) & s_2(E)

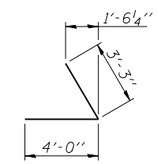

BAR h_2(E)

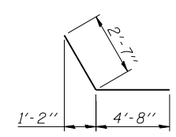

BAR h_3(E)

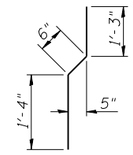

BAR v_4(E)

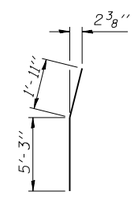

BAR v_6(E)

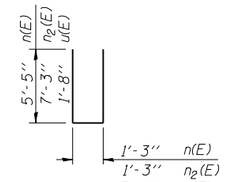

BARS n(E), n_2(E) & u(E)

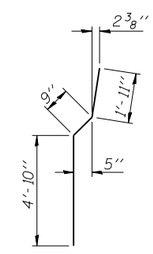

BAR v_7(E)

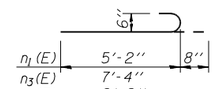

BARS n_1(E), n_3(E) & p_2(E)

MIN. BAR LAPS

#4 Bar - 1'-8''
#5 Bar - 2'-2''
#6 Bar - 2'-7''
#7 Bar - 3'-5''

BILL OF MATERIAL

Bar	No.	Size	Length	Shape
h(E)	10	#5	24'-6''	
h_1(E)	10	#5	19'-10''	
h_2(E)	14	#5	7'-3''	
h_3(E)	14	#5	7'-3''	
h_4(E)	27	#4	11'-3''	
h_5(E)	19	#4	11'-3''	
h_6(E)	4	#6	24'-6''	
h_7(E)	4	#6	19'-10''	
n(E)	10	#6	12'-1''	
n_1(E)	6	#6	5'-10''	
n_2(E)	10	#6	15'-9''	
n_3(E)	6	#6	8'-0''	
p(E)	5	#7	6'-2''	
p_1(E)	3	#7	5'-8''	
p_2(E)	12	#6	2'-10''	
p_3(E)	6	#7	11'-6''	
p_4(E)	6	#7	14'-6''	
s(E)	7	#4	15'-1''	
s_1(E)	3	#4	17'-11''	
s_2(E)	24	#4	9'-5''	
u(E)	4	#6	7'-3''	
u_1(E)	4	#6	7'-9''	
v(E)	16	#4	6'-0''	
v_1(E)	41	#4	3'-7''	
v_2(E)	41	#4	3'-2''	
v_3(E)	8	#4	3'-5''	
v_4(E)	49	#4	3'-1''	
v_5(E)	24	#6	7'-2''	
v_6(E)	6	#6	7'-2''	
v_7(E)	20	#6	7'-6''	
Structure Excavation		Cu. Yd.	91	
Concrete Structures		Cu. Yd.	29.8	
Reinforcement Bars Epoxy Coated		Pound	3560	
Furnishing Steel Piles HP10x42		Lin. Ft.	110	
Driving Piles		Lin. Ft.	110	
Test Piles Steel HP10x42		Each	1	

Reinforcement Bars designated (E) shall be Epoxy Coated.
For details of Bar Splicers, see sheet 40 of 44.
Bars epoxy grouted shall have an embedment sufficient to obtain 1.25 x the yield strength of the reinforcing bar.
Drill holes for epoxy grouted bars to miss existing reinforcement.

Corporate License Number 184-001-084

WESTBOUND-WEST ABUTMENT
F.A.I. 72 OVER UNION PACIFIC RAILROAD
SECTION (84-9-4)A,HBK,BY,BY-1
SANGAMON COUNTY
STATION 608+51.98
STR NO. 084-0074 EB - 084-0075 WB

© Copyright Hanson Professional Services Inc. MS_YEAR

HANSON

JOB# 96S2002B
DATE: 01/12/06

LAYOUT	MNM	06/27/03
DRAWN	DAP	07/17/03
REVIEWED	JNM	10/27/03

$FILE$
12/16/2006