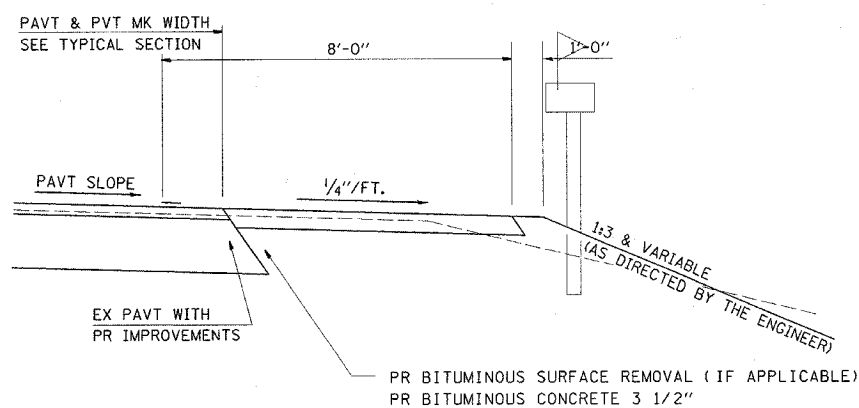
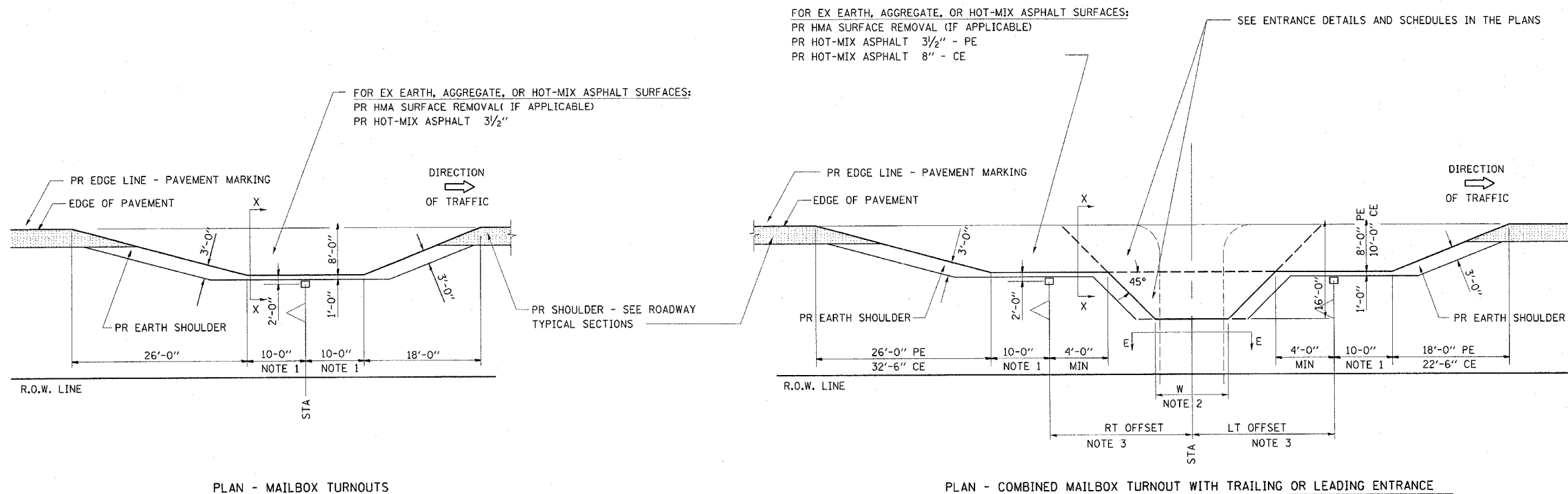
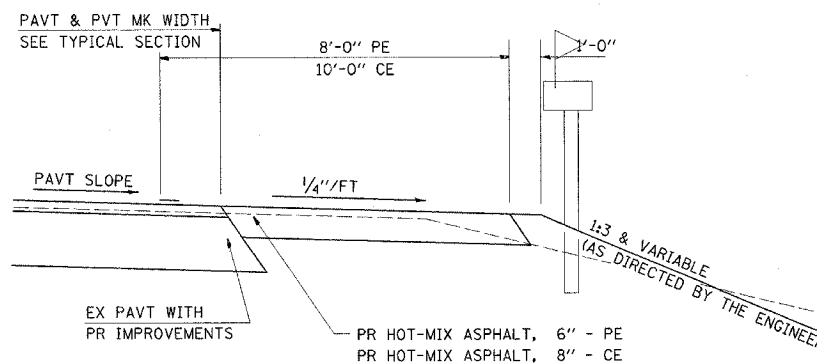


F.A.P. RTE.	SECTION	COUNTY	TOTAL SHEETS	SHEET NO.
777	405RS-4	MONTGOMERY	75	61
STA.		TO STA.		
FED. ROAD DIST. NO.		ILLINOIS FED. AID PROJECT		

DETAILS OF MAILBOX TURNOUTS



SECTION X-X THRU MAILBOX TURNOUT
ALSO APPLIES TO MAILBOX TURNOUTS COMBINED WITH
EX EARTH, AGGREGATE, OR HOT-MIX ASPHALT PE & FE



SECTION X-X THRU MAILBOX TURNOUT
COMBINED WITH EX HOT-MIX ASPHALT & PC CONC PE & CE

- NOTE 1 IF MORE THAN ONE MAILBOX IS PRESENT, DIMENSION FROM CENTER OF END MAILBOX.
- NOTE 2 FOR ENTRANCE LAYOUT DIMENSIONS AND SECTIONS A-A & E-E REFER TO THE SCHEDULES IN THE PLANS.
- NOTE 3 BOTH LT OR RT OFFSETS FOR MAILBOX SHOWN USE OFFSET DIMENSION PER SCHEDULE AND REFER TO LAYOUT SHOWN ON THE PLAN.

ALL DIMENSIONS ARE IN MILLIMETERS
UNLESS OTHERWISE SHOWN.

REVISIONS	
NAME	DATE

ILLINOIS DEPARTMENT OF TRANSPORTATION
**DETAILS FOR RURAL
ENTRANCE, MAILBOX TURNOUT
& SIDE ROAD**
SHEET 2 OF 5

SCALE: VERT. DRAWN BY: CAD
 HORIZ. CHECKED BY: RSC
DATE: MAY 21, 2004