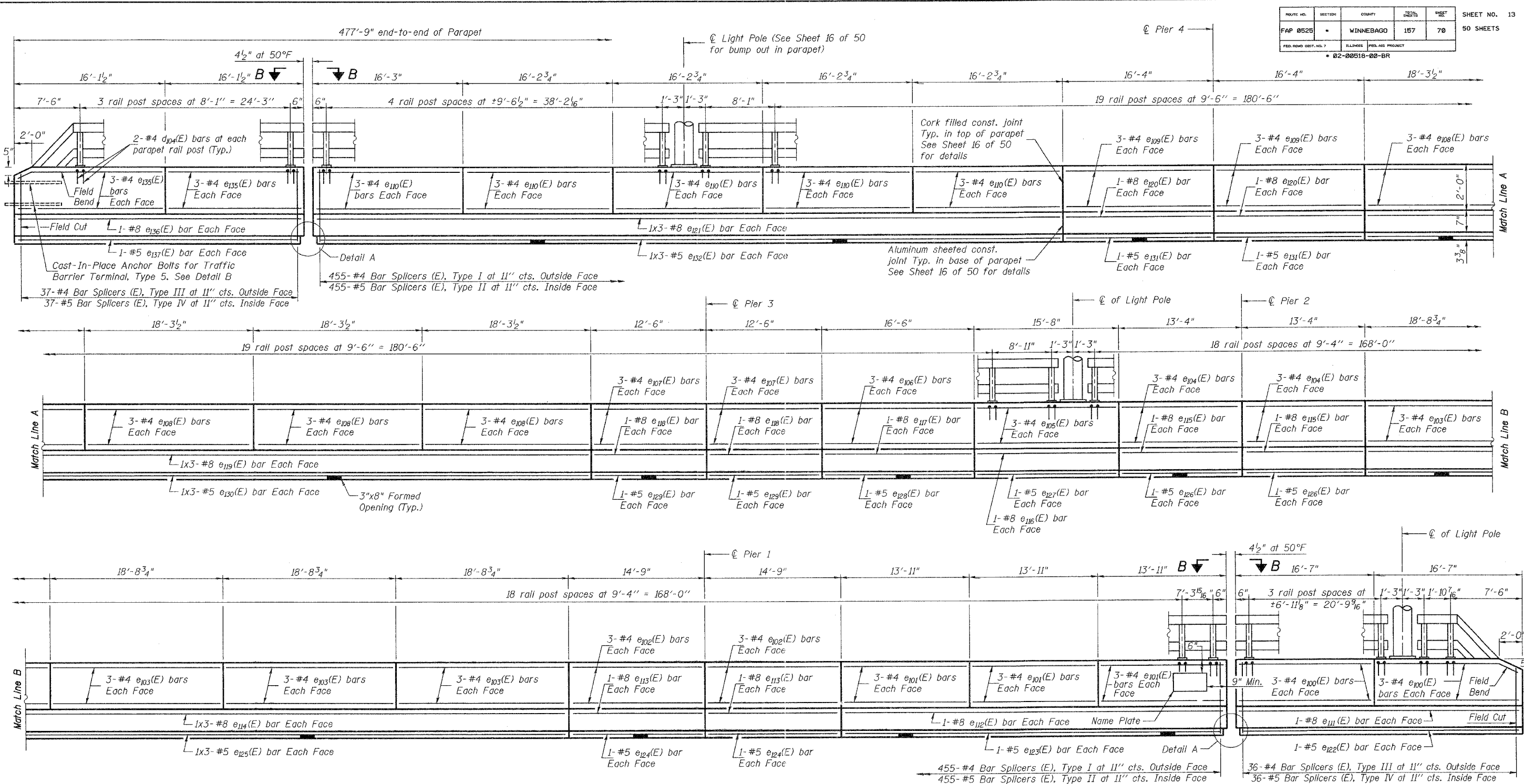


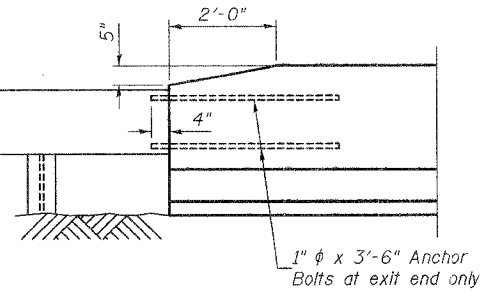
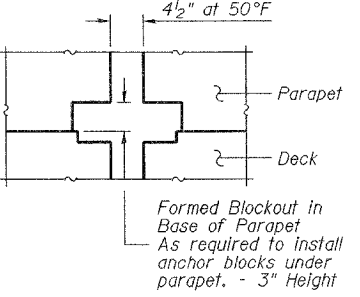
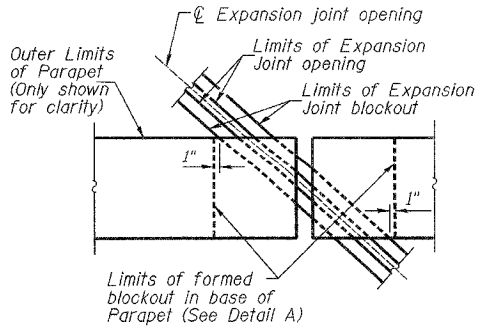
ROUTE NO.	SECTION	COUNTY	STATION	SHEET	SHEET NO.
FAP 0525		WINNEBAGO	157	70	50 SHEETS
FED. ROAD DIST. NO. 7	ILLINOIS	FED. AID PROJECT	* 02-00518-00-BR		



PARAPET ELEVATION
(Looking South at South Parapet)

MINIMUM PARAPET BAR LAP

- #5 - 1'-8"
- #8 - 3'-8"



NOTES

See Sheet 18 of 50 for Parapet Rail details.
 Work this Sheet with Sheets 10 thru 13 and 15 thru 16 of 30.
 Bar indicated thus 2x4-#5 etc. indicates 2 lines of bars with 4 lengths per line.
 Reinforcement bars designated (E) shall be epoxy coated.
 For Superstructure Bill of Material, see Sheet 16 of 50.
 See Sheet 16 of 50 for Parapet Joint detail.
 Cast-in-place anchor bolts for Traffic Barrier Terminal, Type 5 shall be furnished and installed in accordance with Standard 631026.
 Cost included with Concrete Superstructure.

Corporate License Number 184-001-084

SUPERSTRUCTURE DETAILS

EASTBOUND HARRISON AVENUE
 OVER UP & CC&P RAILROAD
 F.A.P. ROUTE 0525
 SECTION 02-00518-00-BR
 ROCKFORD, ILLINOIS
 STATION 95+72.00
 STRUCTURE NO. 101-6111

Copyright Hanson Professional Services Inc. 2006



03R1751
 DATE 12/14/06

12/16/06 JNR 02/01/06
 12/16/06 GSK 02/01/06
 12/16/06 JNR 02/01/06
 12/16/06 GSK 02/01/06
 12/16/06 JNR 02/01/06
 12/16/06 GSK 02/01/06
 12/16/06 JNR 02/01/06
 12/16/06 GSK 02/01/06
 12/16/06 JNR 02/01/06
 12/16/06 GSK 02/01/06