

60300310
FR & LIDS ADJUST SPL
STA. 27+15 LT (REPL) 1.0 EACH

42300200
PCC DRIVEWAY PAVT 6
STA. 26+09 RT 14.7 SQ YD
STA. 26+18 LT 14.5 SQ YD
STA. 26+76 RT 14.7 SQ YD
STA. 26+87 LT 14.7 SQ YD
STA. 27+40 RT 14.7 SQ YD
STA. 27+89 LT 14.5 SQ YD
STA. 28+03 RT 14.0 SQ YD
STA. 28+44 LT 14.5 SQ YD
STA. 28+71 RT 14.5 SQ YD

42400100
PC CONCRETE SIDEWALK 4
STA. 26+50 RT 16.8 SQ FT
STA. 26+60 LT 17.5 SQ FT
STA. 27+18 RT 18.0 SQ FT
STA. 27+20 LT 44.5 SQ FT
STA. 27+77 RT 14.0 SQ FT
STA. 27+77 LT 13.6 SQ FT
STA. 28+23 LT 19.3 SQ FT
STA. 28+36 LT 66.5 SQ FT
STA. 28+38 RT 17.0 SQ FT
STA. 28+46 RT 25.0 SQ FT
STA. 28+75 LT 24.7 SQ FT

550B0050
STORM SEW CL B 1 12
STA. 26+31 LT 9.7 FT
STA. 26+31 RT 21.1 FT
STA. 28+30 LT 10.1 FT
STA. 28+30 RT 21.2 FT

550B0090
STORM SEW CL B 1 18
STA. 24+11 - 26+30 LT 218.6 FT

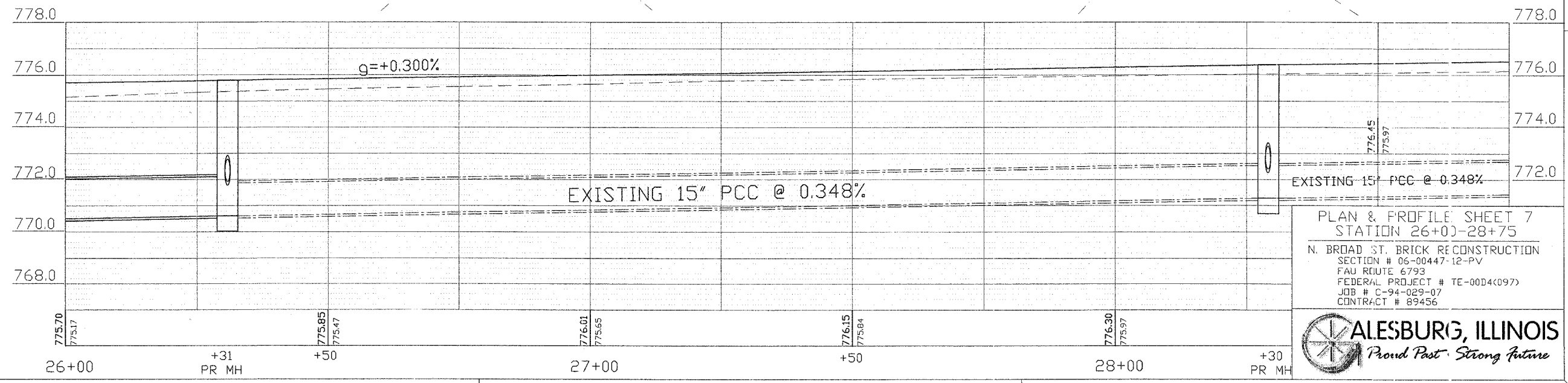
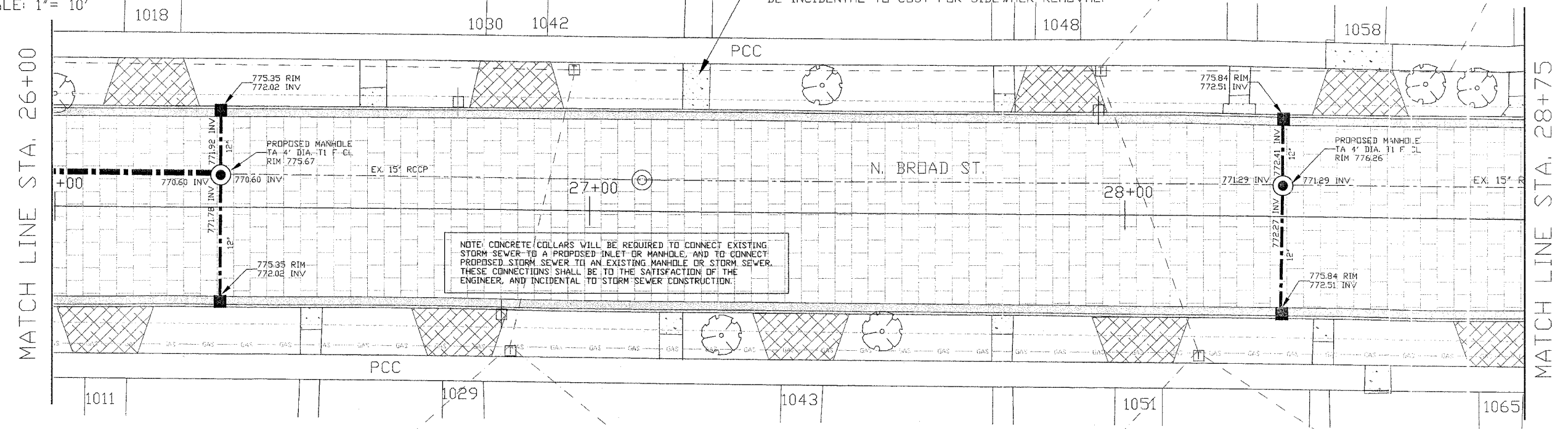
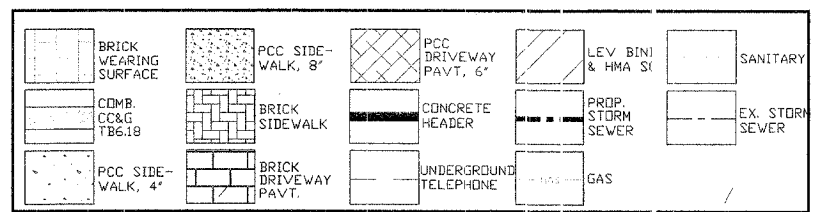
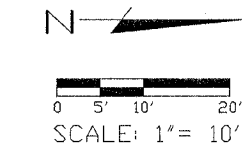
60235700
INLETS TA T3F&G
STA. 26+31 R&L 2.0 EACH

60241800
INLETS TG-1
STA. 28+30 R&L 2.0 EACH

60218400
MAN TA 4 DIA TIF CL
STA. 26+31 LT 1.0 EACH
STA. 28+30 LT 1.0 EACH

60604400
C&G TB6.18
STA. 20+07 - 35+87 LT 1,533.2 FT
STA. 20+16 - 35+90 RT 1,578.0 FT

SECTION #	TOTAL SHEETS	SHEET NO.
06-0C447-12-FV	50	16



PLAN & PROFILE SHEET 7
STATION 26+00-28+75
N. BROAD ST. BRICK RECONSTRUCTION
SECTION # 06-00447-12-PV
FAU ROUTE 6793
FEDERAL PROJECT # TE-00D4(097)
JOB # C-94-029-07
CONTRACT # 89456

ALESBURG, ILLINOIS
Proud Past. Strong Future