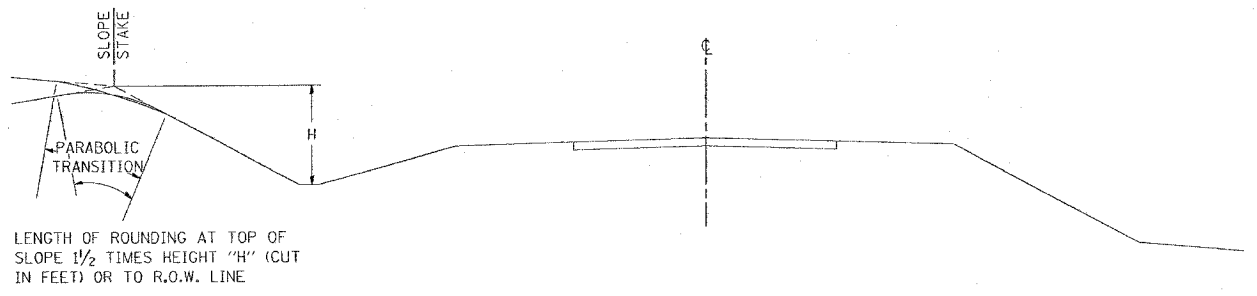


F.A. RTE.	SECTION	COUNTY	TOTAL SHEETS	SHEET NO.
*	**	WILLIAMSON	917	814
STA.		TO STA.		
FED. ROAD DIST. NO.	ILLINOIS	FED. AID PROJECT		
* I-57, & OLD IL 13 (FAU 9629)				
** (X1-6-2)VB-2,(X1-6)HBK-2				

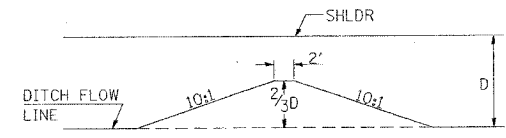
TYPICAL SECTIONS OF TRANSITIONS OF SLOPES AND INCIDENTAL GRADING



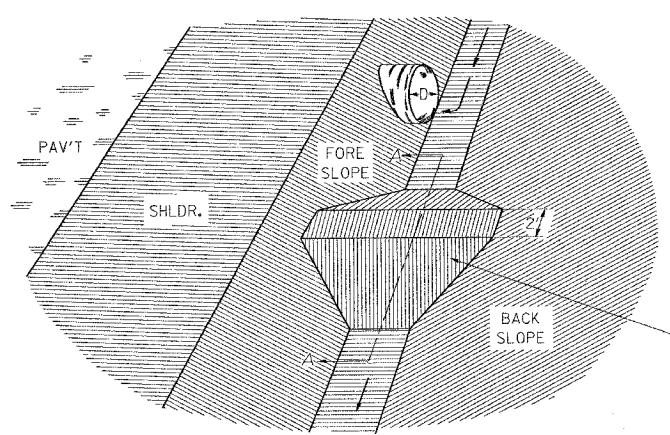
SECTION SHOWING TRANSITIONS OF PROPOSED SLOPES

NOTE:

DITCH PLUG TO BE CONSTRUCTED AS DIRECTED BY THE ENGINEER, INCLUDED IN THE EARTH EXCAVATION

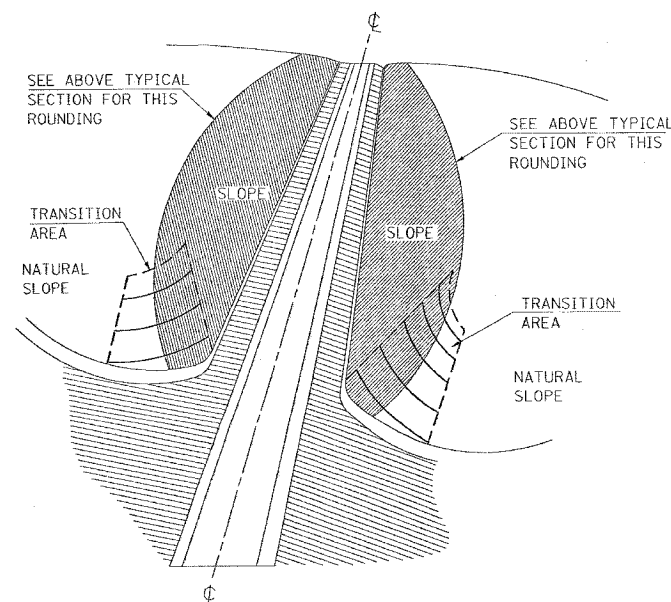


SECTION A-A



DITCH PLUG DETAIL

EARTH DITCH PLUG TO BE CONSTRUCTED AT LOCATIONS SHOWN ON THE PLANS OR AS DIRECTED BY THE ENGINEER, AND TO BE CONSIDERED INCLUDED IN THE EARTH EXCAVATION.



DETAIL OF SLOPE TO NATURAL GROUND TRANSITION

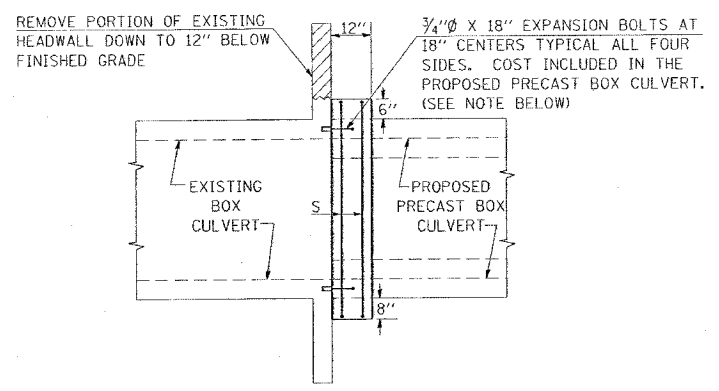
TRANSITION GRADING

TRANSITION GRADING BETWEEN CUT AND FILL SLOPES AND BETWEEN CUT SLOPES AND NATURAL GROUND WILL BE REQUIRED ON THIS IMPROVEMENT. THE TRANSITION SHALL BE ROUNDED AND STREAMLINED IN ORDER TO BLEND THE CUT SLOPES AND THE FILL SLOPES INTO EACH OTHER AND INTO THE ADJACENT TERRAIN. THE SLOPES AS SHOWN ON THE CROSS SECTIONS IN THESE PLANS MAY BE VARIED SOMEWHAT IN THE TRANSITION AREAS AS DIRECTED BY THE ENGINEER IN ORDER TO MEET THIS GRADING REQUIREMENT. THE QUANTITIES OF EARTH EXCAVATION INVOLVED ARE INCLUDED IN THE BALANCE QUANTITIES SHOWN ON THE PLANS AND NO OTHER COMPENSATION WILL BE ALLOWED.

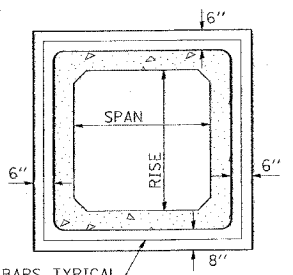
REVISIONS	DATE
REDRAWN	2-15-99
REVISION	
REVISION	
REVISION	

STD. 9-17

DETAILS OF CONCRETE COLLAR FOR PRECAST BOX CULVERT



SIDE VIEW



END VIEW

2 - #5 S BARS TYPICAL COST INCLUDED IN THE PROPOSED PRECAST BOX CULVERT.

THE CONCRETE COLLAR SHALL BE CONSIDERED INCLUDED IN PRECAST CONCRETE BOX CULVERT, WHICH PRICE SHALL INCLUDE THE REMOVAL OF SUCH PORTIONS OF THE EXISTING HEADWALLS AS MAY BE REQUIRED. CLASS S1 CONCRETE SHALL BE USED THROUGHOUT.

NOTE:

ANCHOR BOLTS, MEETING THE REQUIREMENTS OF ARTICLE 1006.09 OF THE STANDARD SPECIFICATIONS, SHALL EXTEND A MINIMUM OF 9 INCHES INTO THE NEW CONCRETE. EXPANSION SHIELDS SHALL PROVIDE A MINIMUM CERTIFIED PROOF LOAD OF 4080 POUNDS.

TABULATION

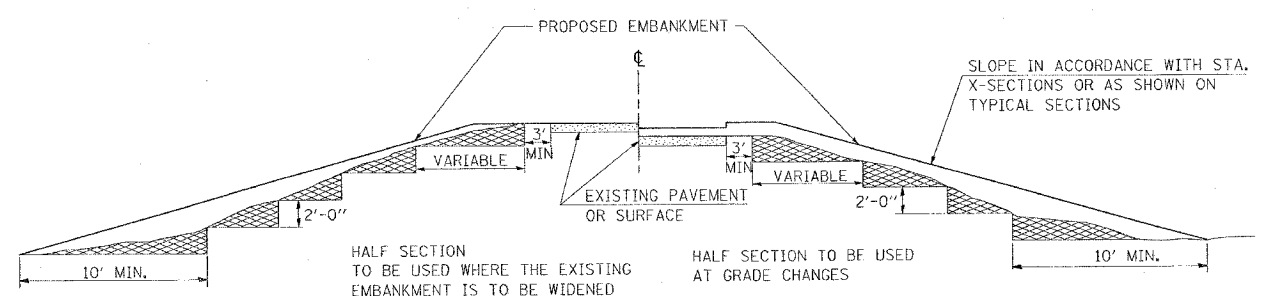
(FOR INFORMATION PURPOSES ONLY)

SPAN X RISE	CLASS S1 CONC. CU. YD. (EST.)
2' X 2'	0.26
3' X 2'	0.30
3' X 3'	0.34
4' X 2'	0.36
4' X 3'	0.39
4' X 4'	0.43
5' X 2'	0.41
5' X 3'	0.45
5' X 4'	0.49
6' X 2'	0.47
6' X 3'	0.51
6' X 4'	0.54

STD. 9-45

REVISIONS	DATE
DRAWN	8-15-89
REVISION	2-15-90
REVISION	8-10-90
REVISION	8-19-94
REVISION	12-17-01
REVISION	
REVISION	

TYPICAL CROSS SECTION SHOWING STEP CONSTRUCTION ON EXISTING FILL



MATERIAL TO BE REMOVED AND REPLACED IN THE EMBANKMENT IN ACCORDANCE WITH ART. 205.04 OF THE STANDARD SPECIFICATION. COST TO BE INCLUDED IN THE VARIOUS ITEMS OF EXCAVATION AND NO ADDITIONAL COMPENSATION WILL BE ALLOWED BECAUSE OF THIS WORK.

STD. 9-16

REVISIONS	DATE
REDRAWN	2-15-89
REVISION	8-15-94
CHECKED	6-3-99
REVISION	

REVISIONS	DATE
NAME	

ILLINOIS DEPARTMENT OF TRANSPORTATION
DETAILS:
 SECTIONS OF TRANSITIONS OF SLOPES AND INCIDENTAL GRADING; CONCRETE COLLAR FOR PRECAST BOX CULVERT; CROSS SECTION SHOWING STEP CONSTRUCTION ON EXISTING FILL
 SCALE: VERT. NO SCALE
 HORIZ. DATE
 DRAWN BY
 CHECKED BY

PLOT DATE: 10/14/2006
 PLOT SCALE: 9000000
 USER NAME: hrcason