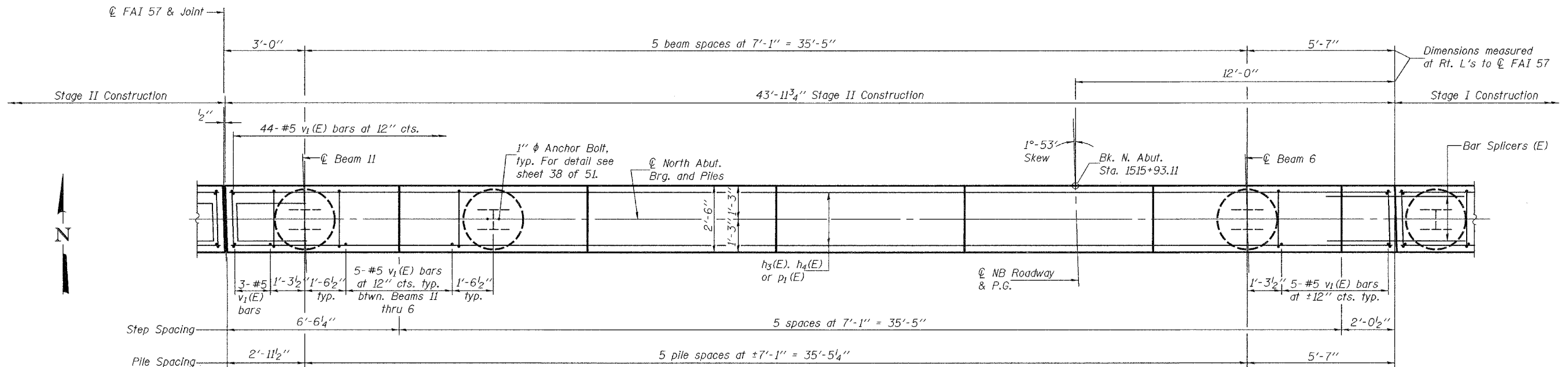
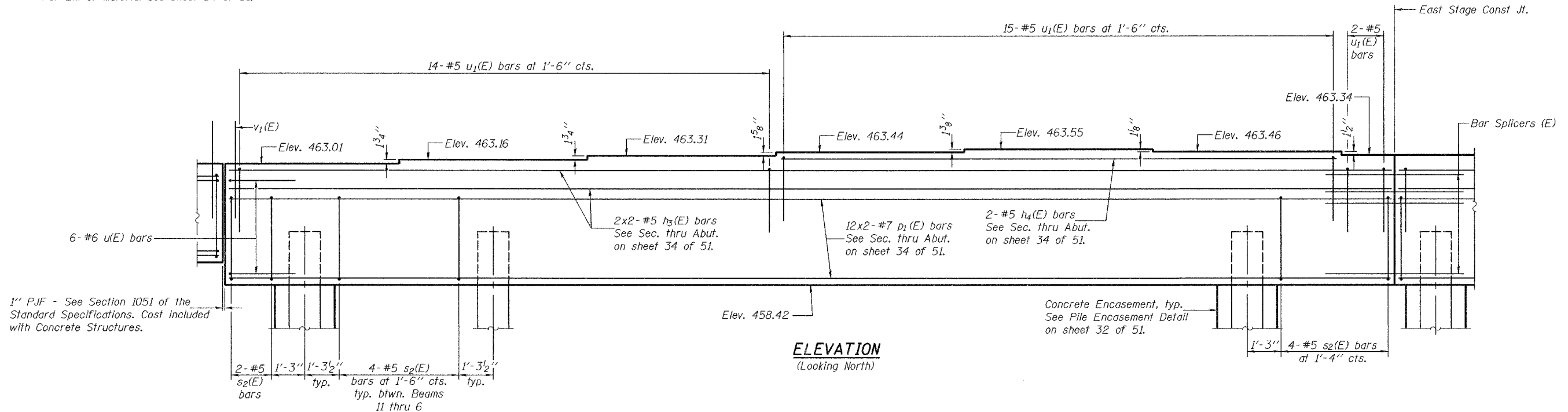


STATE OF ILLINOIS
DEPARTMENT OF TRANSPORTATION

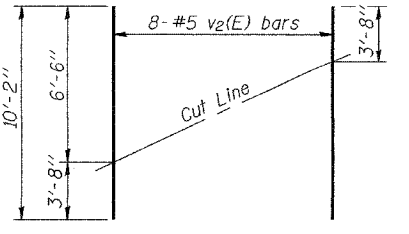
ROUTE NO.	SECTION	COUNTY	DATE	SHEET	SHEET NO. 33
F.A.I. 57	(X1-6-2) VB-2	WILLIAMSON	9/17	866	51 SHEETS
FED. ROAD DIST. NO. 7	ILLINOIS	FED. AID PROJECT			

Contract #98950

Notes: Four steps monolithically with cap.
Space reinforcement in cap to miss anchor bolts.
For Anchor Bolt installation details see sheet 30 of 51.
For Bar Splicer details see sheet 48 of 51.
Bars indicated thus 12x2-#7 indicates 12 lines of bars with 2 lengths per line.
For Bill of Material see sheet 34 of 51.

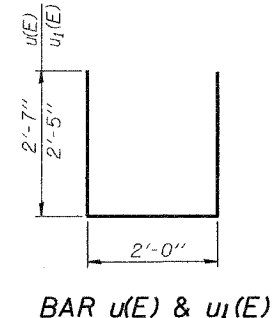
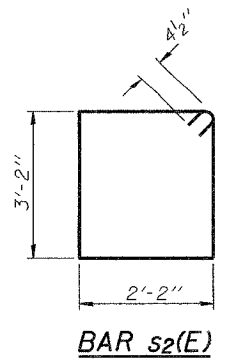


MIN. BAR LAPS
#5 bar = 1'-8"
#7 bar = 4'-10"



FIELD CUTTING DIAGRAM
Order v2(E) full length. Cut as shown and use remainder of bars in opposite face.

PLAN



DESIGNED	Michael D. Cima
CHECKED	Fess Teklehaimanot
DRAWN	BECKY M. LEACH
CHECKED	M.D.C. & F.T.

EXAMINED	Thomas J. Demagala	January 22, 2007
PASSED	Ralph E. Anderson	

NORTH ABUTMENT (STAGE II - NB)
F.A.I. RT. 57 SEC. (X1-6-2)VB-2
WILLIAMSON COUNTY
STA. 1516+58.56
S.N. 100-0086 (N.B.)
S.N. 100-0087 (S.B.)