

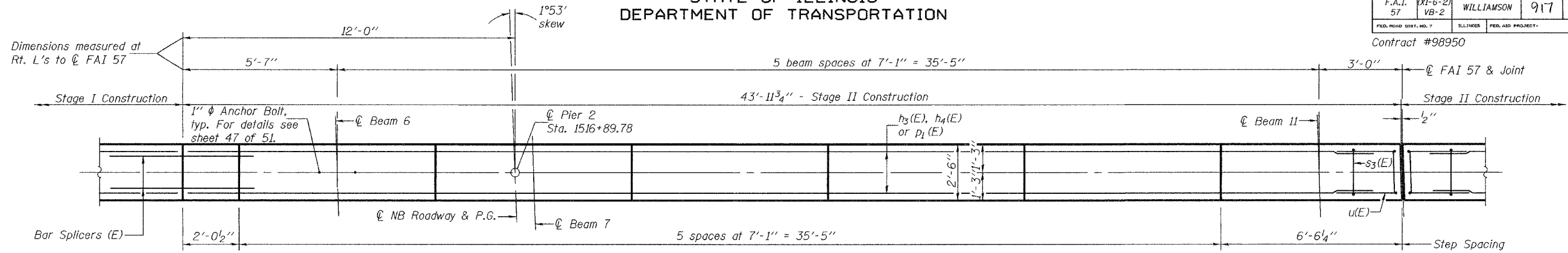
STATE OF ILLINOIS
DEPARTMENT OF TRANSPORTATION

ROUTE NO.	SECTION	COUNTY	SHEET	TOTAL SHEETS
F.A.I. 57	(X1-6-2) VB-2	WILLIAMSON	917	877
FED. ROAD DIST. NO. 7		ILLINOIS	FED. AID PROJECT-	

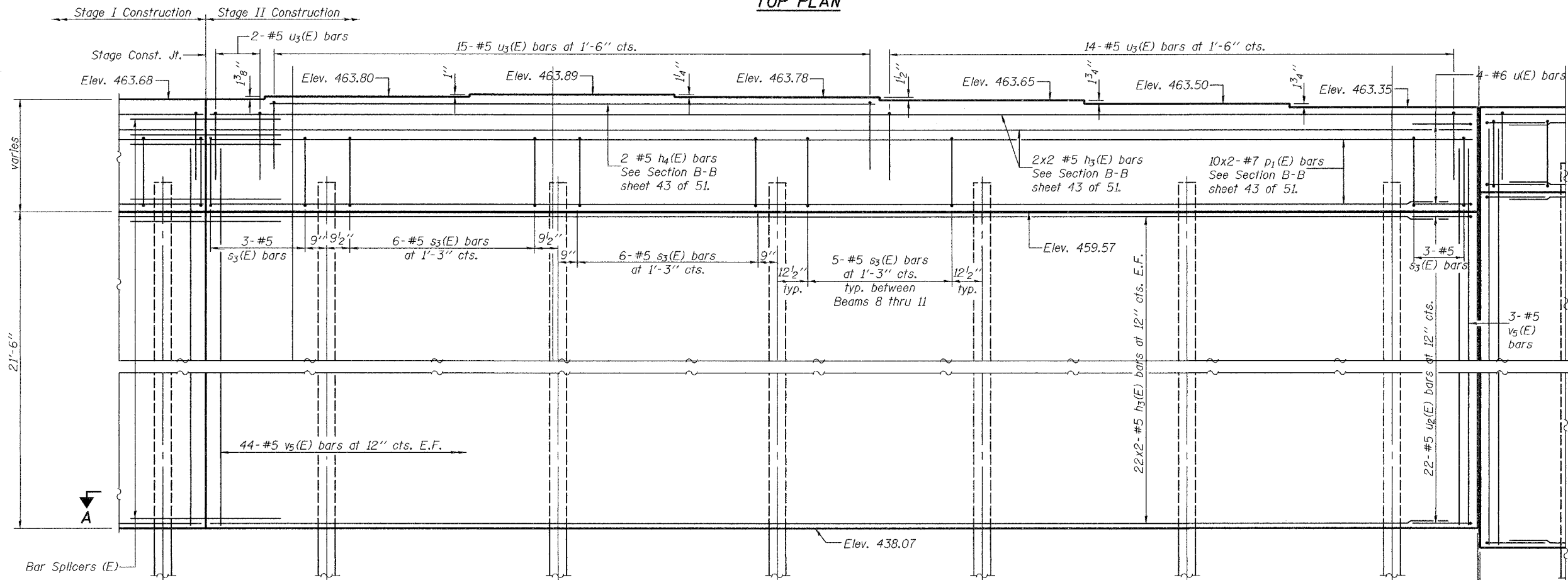
SHEET NO. 44

51 SHEETS

Contract #98950

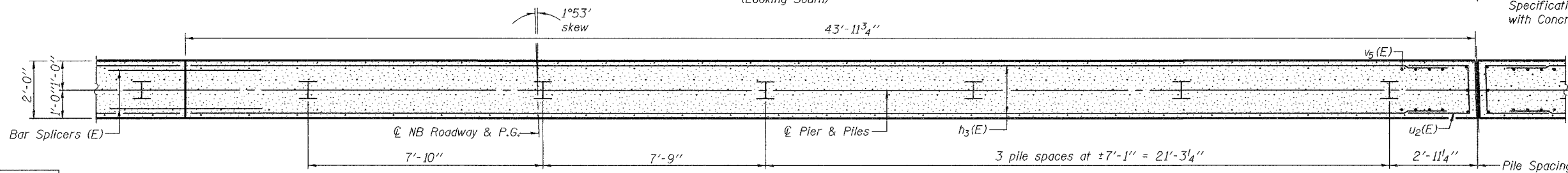


TOP PLAN



ELEVATION
(Looking South)

1" PJF - See Section 1051 of the Standard Specifications. Cost included with Concrete Structures.



SECTION A-A

Notes: Pour steps monolithically with cap.
Space reinforcement in cap to miss anchor bolts.
For Anchor Bolt installation details see sheet 30 of 51.
For Bar Splicer details see sheet 48 of 51.
For Section B-B see sheet 43 of 51.
For Bill of Material and bar bending details see sheet 47 of 51.

MIN. BAR LAPS

#5 bars = 1'-8"
#7 bars = 4'-10"

PIER 2 (STAGE II - NB)
F.A.I. RT. 57 SEC. (X1-6-2)VB-2
WILLIAMSON COUNTY
STA. 1516+58.56
S.N. 100-0086 (N.B.) & S.N. 100-0087 (S.B.)

DESIGNED Michael D. Cima
CHECKED Fess Teklehaimanot
DRAWN BECKY M. LEACH
CHECKED M.D.C. & F.T.

EXAMINED Thomas J. Damagala
PASSED Ralph E. Anderson
ENGINEER OF BRIDGES AND STRUCTURES

January 22, 2007