STATE OF ILLINOIS
DEPARTMENT OF TRANSPORTATION

ROUTE NO.	SECTION	COUNTY	TOTAL SHEETS	SHEET NO.
F.A.I. 57	(X1-6-2) VB-2	WILLIAMSON	917	880
FED. ROAD DIST. NO. 7		ILLINOIS	FED. AID PROJECT-	

SHEET NO. 47
51 SHEETS

Contract #98950

BILL OF MATERIAL
PIER 1 - SN 100-0086 (N.B)

Bar	No.	Size	Length	Shape
$h_3(E)$	96	#5	22'-8"	
$h_4(E)$	2	#5	21'-0"	
$h_5(E)$	2	#5	26'-0"	
$h_6(E)$	2	#5	11'-10"	
$h_8(E)$	44	#5	32'-3"	
$p_1(E)$	20	#7	24'-4"	
$p_2(E)$	10	#7	32'-6"	
$s_3(E)$	56	#5	9'-11"	
$u(E)$	7	#6	7'-2"	
$u_2(E)$	44	#5	6'-4"	
$u_3(E)$	49	#5	7'-2"	
$v_3(E)$	158	#5	23'-2"	
Concrete Structures			Cu. Yd.	147.0
Reinforcement Bars, Epoxy Coated			Pound	10,660
Structure Excavation			Cu. Yd.	111
Furnishing Steel Piles HP14x73			Foot	600
Driving Piles			Foot	600
Test Pile Steel HP14x73			Each	1

BILL OF MATERIAL
PIER 1 - SN 100-0087 (S.B)

Bar	No.	Size	Length	Shape
$h_6(E)$	2	#5	11'-10"	
$h_9(E)$	46	#5	27'-5"	
$h_{10}(E)$	96	#5	25'-2"	
$h_{11}(E)$	2	#5	20'-6"	
$p(E)$	20	#7	26'-10"	
$p_4(E)$	10	#7	27'-9"	
$s_3(E)$	56	#5	9'-11"	
$u(E)$	7	#6	7'-2"	
$u_2(E)$	46	#5	6'-4"	
$u_3(E)$	43	#5	7'-2"	
$v_4(E)$	160	#5	24'-7"	
Concrete Structures			Cu. Yd.	150.9
Reinforcement Bars, Epoxy Coated			Pound	10,950
Structure Excavation			Cu. Yd.	138
Furnishing Steel Piles HP14x73			Foot	720
Driving Piles			Foot	720

BILL OF MATERIAL
PIER 2 - SN 100-0086 (N.B)

Bar	No.	Size	Length	Shape
$h_3(E)$	96	#5	22'-8"	
$h_4(E)$	2	#5	21'-0"	
$h_5(E)$	2	#5	26'-0"	
$h_6(E)$	2	#5	11'-10"	
$h_8(E)$	44	#5	32'-3"	
$p_1(E)$	20	#7	24'-4"	
$p_2(E)$	10	#7	32'-6"	
$s_3(E)$	56	#5	9'-11"	
$u(E)$	7	#6	7'-2"	
$u_2(E)$	44	#5	6'-4"	
$u_3(E)$	49	#5	7'-2"	
$v_5(E)$	158	#5	23'-6"	
Concrete Structures			Cu. Yd.	149.1
Reinforcement Bars, Epoxy Coated			Pound	10,660
Structure Excavation			Cu. Yd.	125
Furnishing Steel Piles HP14x73			Foot	660
Driving Piles			Foot	660

BILL OF MATERIAL
PIER 2 - SN 100-0087 (S.B)

Bar	No.	Size	Length	Shape
$h_{10}(E)$	96	#5	25'-2"	
$h_{11}(E)$	2	#5	20'-6"	
$h_{12}(E)$	2	#5	12'-3"	
$h_{13}(E)$	46	#5	30'-10"	
$p(E)$	20	#7	26'-10"	
$p_5(E)$	10	#7	31'-1"	
$s_3(E)$	62	#5	9'-11"	
$u(E)$	7	#6	7'-2"	
$u_2(E)$	46	#5	6'-4"	
$u_3(E)$	43	#5	7'-2"	
$v_6(E)$	168	#5	24'-10"	
Concrete Structures			Cu. Yd.	159.6
Reinforcement Bars, Epoxy Coated			Pound	11,490
Structure Excavation			Cu. Yd.	153
Furnishing Steel Piles HP14x73			Foot	720
Driving Piles			Foot	720

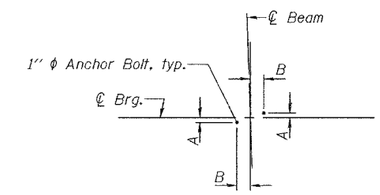

ANCHOR BOLT OFFSET BEAMS 1-20

ANCHOR BOLT OFFSET TABLE		
Beam No.	A	B
Beams 1 thru 20	1/4"	7 3/4"
Beam 21	1/8"	7 3/4"
Beam 22	1/4"	7 3/4"
Beam 23	3/8"	7 3/4"

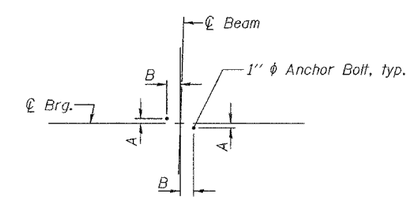

ANCHOR BOLT OFFSET BEAMS 21-23

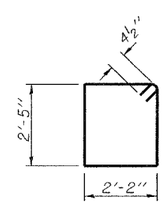

BAR $s_3(E)$

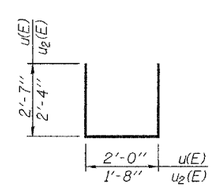

BAR $u(E)$ & $u_2(E)$

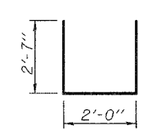

BAR $u_3(E)$

DESIGNED	Michael D. Cima
CHECKED	Fess Teklehaimanot
DRAWN	BECKY M. LEACH
CHECKED	M.D.C. & F.T.

January 22, 2007
EXAMINED Thomas J. Domagalski
ENGINEER OF BRIDGE DESIGN
PASSED Ralph E. Anderson
ENGINEER OF BRIDGES AND STRUCTURES

PIER DETAILS
F.A.I. RT. 57 SEC. (X1-6-2)VB-2
WILLIAMSON COUNTY
STA. 1516+58.56
S.N. 100-0086 (N.B.)
S.N. 100-0087 (S.B.)

c:\projects\1000085\1000085.dgn 1/22/2007 1:17:25 PM