

DIMENSION 'E'

GRADE	<i>'D'</i> = 25°		<i>'D'</i> = 30°	
	UPGRADE END	DOWNGRADE END	UPGRADE END	DOWNGRADE END
0%	2 1/2"	2 1/2"	2 3/8"	2 3/8"
Over 0% to 1%	2 1/8"	2 7/8"	2"	2 7/8"
Over 1% to 2%	1 3/8"	3 5/8"	1"	3 3/4"
Over 2% to 3%	5/8"	4 3/8"	1/8"	4 5/8"
Over 3% to 4%	0"	5 1/8"		

NOTES

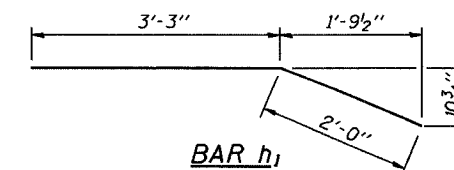
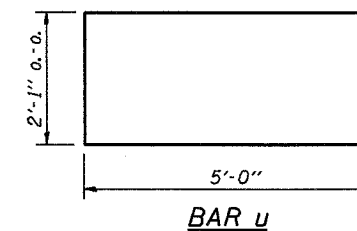
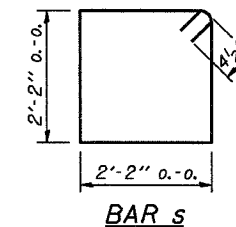
- The Backwall and the portion of the Wingwalls above the bonded construction joint shall be cast against the in-place beam.
- Reinforcement bars shall conform to the requirements of A.A.S.H.T.O. M-31 or M-322, Grade 60.
- Space reinforcement in cap to miss anchor bolts.

MAXIMUM PILE LOADS

SPAN	TONS
25'	25
30'	26
35'	28
40'	30

DESIGN STRESSES

$f'_c = 3,500$ psi
 $f_y = 60,000$ psi



BILL OF MATERIAL FOR ONE ABUTMENT

Bar	No.	Size	Length	Shape
h	16	#4	5'-0"	—
h1	4	#4	5'-3"	—
h2	6	#4	29'-2"	—
p	10	#7	29'-2"	—
s	30	#4	9'-5"	□
u	8	#6	12'-1"	□
v	8	#4	2'-6"	—
v1	8	#4	3'-5"	—
v2	58	#4	3'-1"	—
Concrete Structures				9.7 Cu. Yds.
Reinforcement Bars				1270 Lb.

P.P.C. DECK BEAMS PILE BENT ABUTMENT		
24' RDWY.	17" BMS.	<i>'D'</i> = 25° OR 30°
STANDARD CA-2417-30		

Illinois Department of Transportation

PASSED APRIL 4, 2005
Thomas S. Romagnolo
Engineer of Bridge Design

APPROVED APRIL 4, 2005
Ralph E. Carlson
Engineer of Bridges and Structures

1569-1-1 03/95