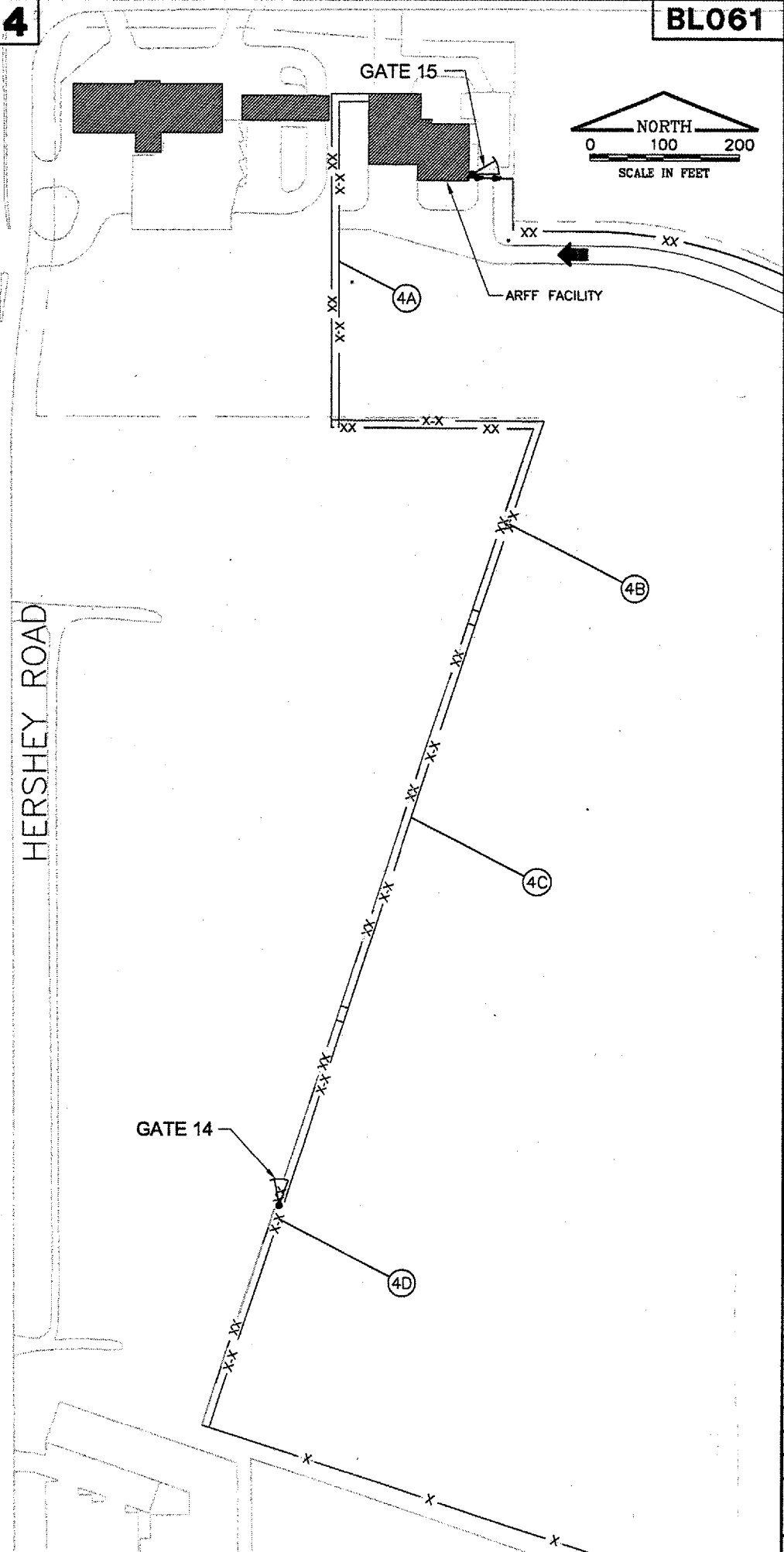
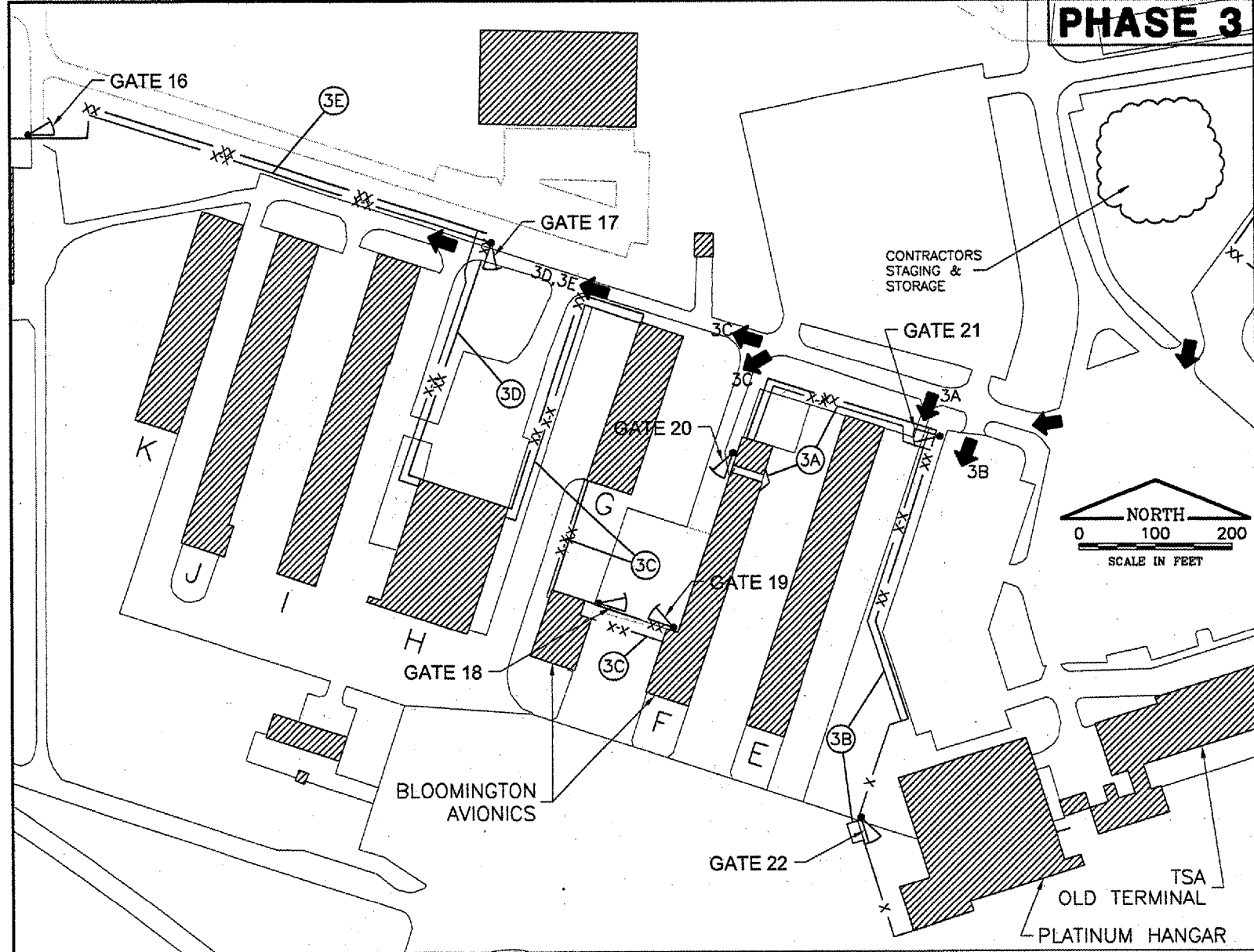


PHASE 3 PHASE 4

BL061



K:\Bloomington\0608503\Draw\Sheets\
 FILE: 05_Phasing2.dwg
 UPDATE BY: cgroth
 SURVEY BOOK #
 DATE: Thu 1/11/07 8:47am
 XREF DWG: CntInfo.dwg
 Security-Base.dwg
 surveytopo.dwg
 BASE_FENCE.dwg
 IMAGE FILES: av-006.tif

REVISIONS		
NUMBER	BY	DATE

0 1 2
 THIS BAR IS EQUAL TO 2"
 AT FULL SCALE (34X22).

PHASING NOTES

PHASE 3

1. PHASE 3A MUST BE COMPLETED AND GATE 21 PAVEMENT SHALL ATTAIN SUFFICIENT STRENGTH PRIOR TO START OF CONSTRUCTION ON PHASE 3E.
2. PRIOR TO THE START OF PHASE 3A, A 48 HOUR NOTICE MUST BE GIVEN TO THE AIRPORT.
3. ACCESS TO PHASE 3A & 3B WILL BE GAINED THROUGH GATE 21 AND FROM OUTSIDE THE FENCE.
4. TEMPORARY FENCE SHALL BE PLACED TO ALLOW SUFFICIENT AIRCRAFT CLEARANCE AND BE DELINEATED WITH 20" X 20" ORANGE FLAGS.
5. PRIOR TO START OF PHASE 3C, 7 DAYS NOTICE MUST BE GIVEN TO THE AIRPORT.
6. ACCESS TO PHASE 3C WILL BE GAINED THROUGH GATE 18 & FROM OUTSIDE THE FENCE.
7. ACCESS TO PHASE 3D WILL BE GAINED THROUGH GATE 17 & FROM OUTSIDE THE FENCE.
8. ACCESS TO PHASE 3E WILL BE GAINED THROUGH GATE 17 & FROM BETWEEN EXISTING FENCE AND TEMPORARY FENCE.
9. NO MORE THAN 2 CONSECUTIVE PHASES MAY BE CONSTRUCTED SIMULTANEOUSLY.

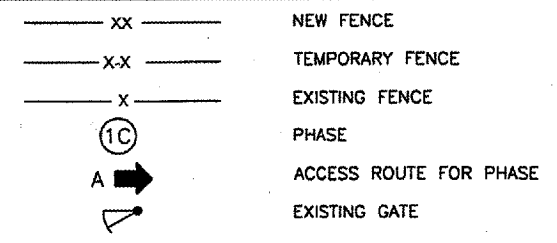
GATE CLOSURE:
 3A - GATE 21 & 20 3C - GATE 18 & 19
 3B - GATE 22 3D - GATE 17

PHASE 4

1. ACCESS TO PHASE 4A-4D WILL BE GAINED THROUGH GATE 16 AND VIA MAINTENANCE AND FIRE ROAD.
2. NO MORE THAN 2 CONSECUTIVE PHASES MAY BE CONSTRUCTED SIMULTANEOUSLY.

GATE CLOSURE:
 4D - GATE 14

FENCING LEGEND



BLOOMINGTON-NORMAL AIRPORT AUTHORITY
CENTRAL ILLINOIS REGIONAL AIRPORT
BLOOMINGTON, ILLINOIS
UPGRADE PERIMETER FENCE PHASE 1
CONSTRUCTION ACTIVITY PLAN
PHASE 3 & 4

© Copyright CMT, Inc.
CMT
 CRAWFORD, MURPHY & TILLY, INC.
 CONSULTING ENGINEERS
 License No. 94-000613

DESIGN BY:	CBG
DRAWN BY:	CMT
CHECKED BY:	RLV
APPROVED BY:	RLV
DATE:	1/12/2007
JOB No:	06085-03-00
ILLINOIS PROJECT	BMI-3653
A.I.P. PROJECT	3-17-0006-47
SHEET	5 OF 26 SHEETS