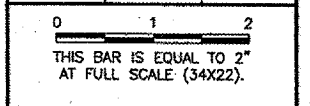


BL061
 K:\Bloomington\0608503\Draw\Sheets\
 FILE: 07_ExistFencePlan2.dwg
 UPDATE BY: adraughan
 SURVEY BOOK #
 DATE: Tue 1/9/07 4:32pm
 XREF DWG: Crtinfo.dwg
 Security_Base.dwg
 surveytopo.DWG
 IMAGE FILES: av-006.lif

REVISIONS		
NUMBER	BY	DATE








BLOOMINGTON-NORMAL AIRPORT AUTHORITY
CENTRAL ILLINOIS REGIONAL AIRPORT
BLOOMINGTON, ILLINOIS
UPGRADE PERIMETER FENCE PHASE 1
EXISTING FENCE PLAN 2

© Copyright CMT, Inc.
CMT
 CRAWFORD, MURPHY & TILLY, INC.
 CONSULTING ENGINEERS
 License No. 184-000818

NOTES:

- SEE GATE TABLE SHEET FOR EXISTING GATE TYPE AND PROPOSED IMPROVEMENTS.
- NEW FENCE WILL BE INSTALLED IN THE SAME LOCATION AS THE EXISTING FENCE UNLESS SHOWN OTHERWISE.

LEGEND

-  EXISTING MANUAL VEHICLE GATE
-  EXISTING MANUAL PEDESTRIAN GATE
-  EXISTING ELECTRIC VEHICLE GATE
-  EXISTING GATE LOCATION
-  EXISTING FENCE

DESIGN BY: CBG
 DRAWN BY: CMT
 CHECKED BY: RLN
 APPROVED BY: RLN
 DATE: 1/12/2007
 JOB No: 06085-03-00
 ILLINOIS PROJECT BMI-3653
 A.I.P. PROJECT 3-17-0006-47
 SHEET 7 OF 26 SHEETS