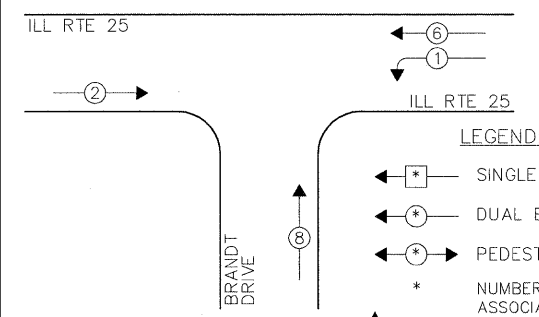
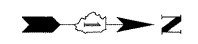


CONTROLLER SEQUENCE

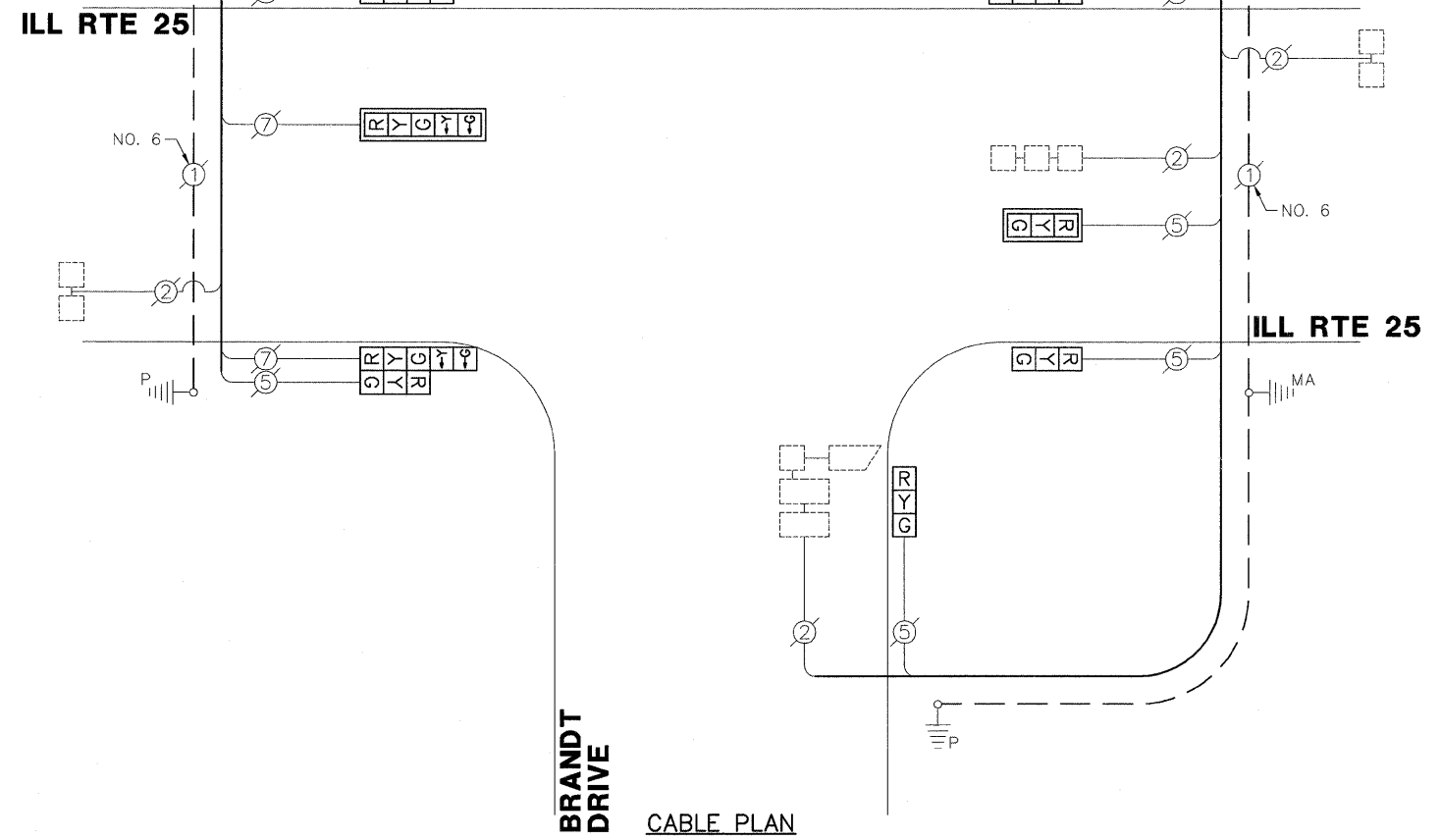


LEGEND:

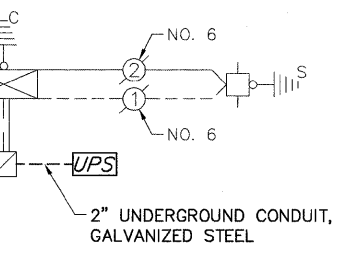
- ◀ * SINGLE ENTRY PHASE
- ◀ * DUAL ENTRY PHASE
- ◀ * PEDESTRIAN PHASE
- * NUMBER REFERS TO ASSOCIATED PHASE
- ◀ * OL OVERLAP

PHASE DESIGNATION DIAGRAM

ILL RTE 25



CABLE PLAN



THE UPS SHALL BE INSTALLED ON A SEPARATE FOUNDATION NEXT TO THE EXISTING CONTROLLER CABINET (TYPE III) OR AS DIRECTED BY THE ENGINEER. THIS WORK SHALL BE INCLUDED IN THE PAY ITEM "UNINTERRUPTIBLE POWER SUPPLY, GROUND MOUNTED."

- THE FOLLOWING ITEMS SHALL BE REMOVED BY THE CONTRACTOR AND SHALL BE DISPOSED OF BY THEM OUTSIDE THE RIGHT-OF-WAY AT THEIR EXPENSE. THE SALVAGE VALUE OF THE REMOVED EQUIPMENT SHALL BE REFLECTED IN THE CONTRACT BID PRICE.
- 8 EACH SIGNAL HEAD, 3-SECTION
 - 2 EACH SIGNAL HEAD, 5-SECTION
 - 2 EACH TRAFFIC SIGNAL BACKPLATE

SCHEDULE OF QUANTITIES
ILL RTE 25 AT BRANDT DRIVE

NO.	QUANT.	UNIT
1.	15	FOOT UNDERGROUND CONDUIT, GALVANIZED STEEL, 2" DIA.
2.	1	EACH MAINTENANCE OF EXISTING TRAFFIC SIGNAL INSTALLATION
3.	1	EACH DRILL EXISTING HANDHOLE
4.	1	EACH SIGNAL HEAD, LED, 1-FACE, 3-SECTION, MAST-ARM MOUNTED
5.	2	EACH SIGNAL HEAD, LED, 1-FACE, 3-SECTION, BRACKET MOUNTED
6.	1	EACH SIGNAL HEAD, LED, 1-FACE, 5-SECTION, MAST-ARM MOUNTED
7.	2	EACH SIGNAL HEAD, LED, 2-FACE, 3-SECTION, BRACKET MOUNTED
8.	1	EACH SIGNAL HEAD, LED, 2-FACE, 1-3 SECTION, 1-5 SECTION, BRACKET MOUNTED
9.	2	EACH TRAFFIC SIGNAL BACKPLATE, LOUVERED, ALUMINUM
10.	1	EACH MODIFY EXISTING CONTROLLER CABINET
11.	1	EACH REMOVE EXISTING TRAFFIC SIGNAL EQUIPMENT
12.	1	EACH UNINTERRUPTIBLE POWER SUPPLY, GROUND MOUNTED

I.D.O.T. TRAFFIC SIGNAL INSTALLATION ELECTRICAL SERVICE REQUIREMENTS					TOTAL WATTAGE
TYPE	NO. LAMPS	INCAND.	L.E.D.	% OPERATION	
SIGNAL (RED)	10	135	17	0.50	85.0
SIGNAL (YELLOW)	10	135	25	0.25	62.5
SIGNAL (GREEN)	10	135	15	0.25	37.5
ARROW	4	135	12	0.10	4.8
FED. SIGNAL CONTROLLER	1	90	25	1.00	—
LUMINAIRE	1	100	—	1.00	100.0
L.E.D. ST. NAME SIGN	1	250	0.50	—	—
VIDEO SYSTEM	1	64	0.50	—	—
BATTERY BACKUP	1	150	1.00	—	—
ILLUMINATED SIGN	1	25	1.00	—	25.0
				0.05	—
TOTAL =					314.8

ENERGY COSTS - BILLED TO: CITY OF ELGIN
(ADDRESS) 150 DEXTER COURT
(ADDRESS) ELGIN, IL 60120
ENERGY SUPPLY - CONTACT: -
PHONE: -
COMPANY: -