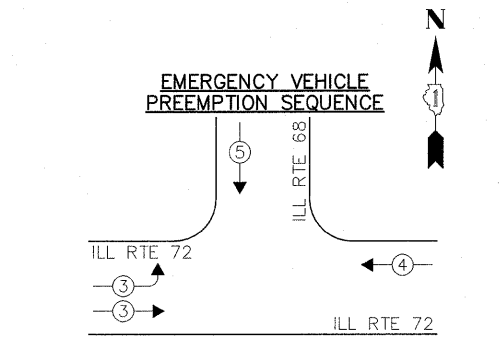
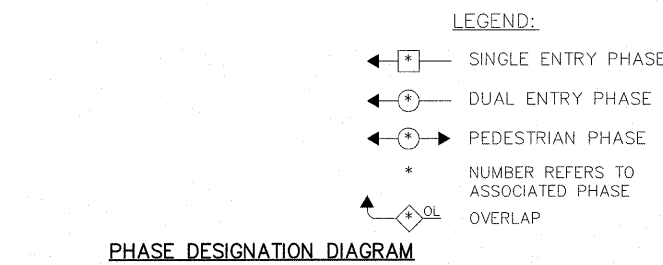


OVERLAP LETTER A = PERMISSIVE PHASE 1 + PROTECTED PHASE 2



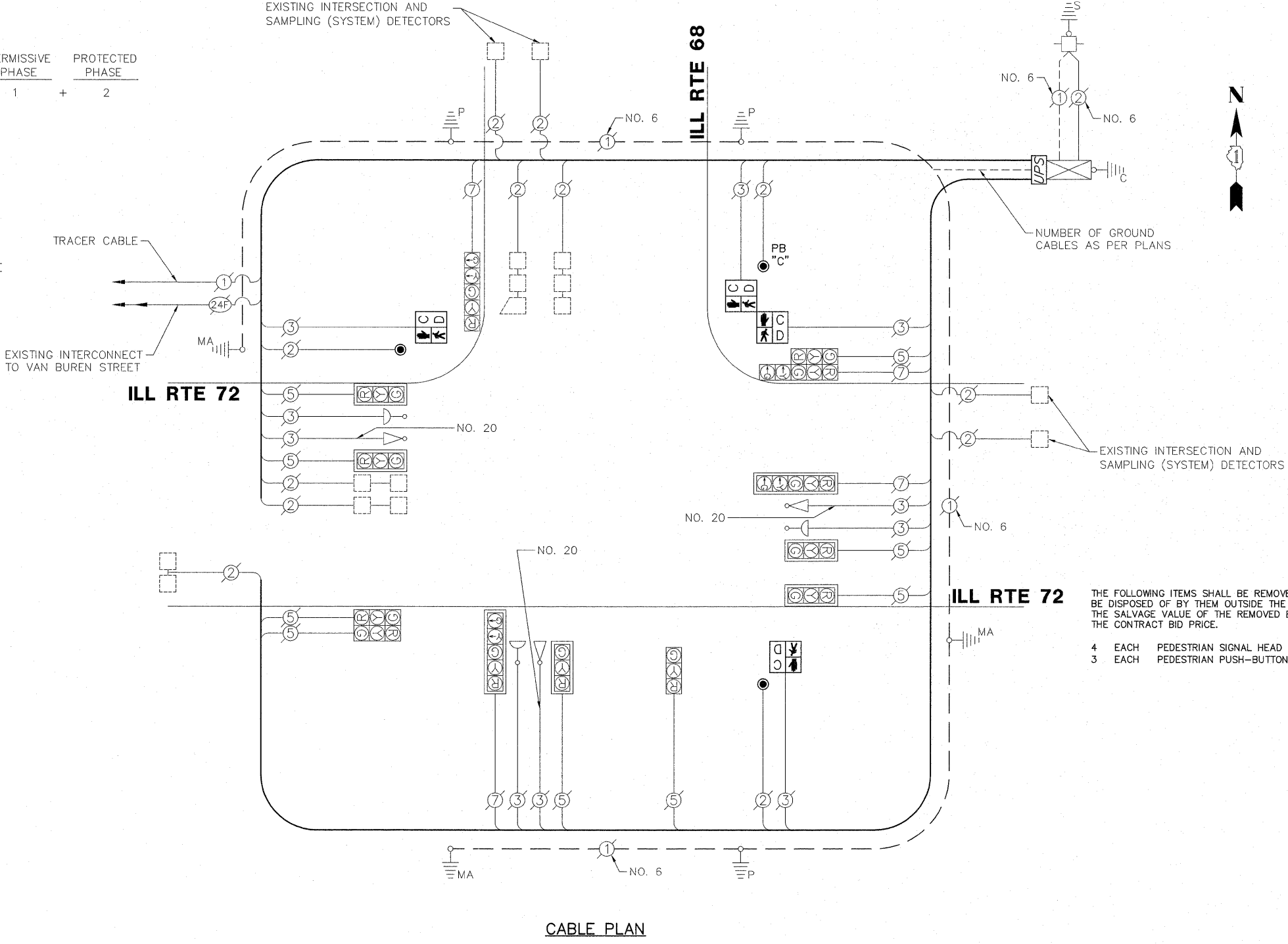
EXISTING EMERGENCY VEHICLE PREEMPTORS

EMERGENCY VEHICLE PREEMPTOR	3	4	5
MOVEMENT	→	←	↓

I.D.O.T. TRAFFIC SIGNAL INSTALLATION ELECTRICAL SERVICE REQUIREMENTS

TYPE	NO. LAMPS	WATTAGE		% OPERATION	TOTAL WATTAGE
		INCAND.	L.E.D.		
SIGNAL (RED)	13	135	17	0.50	110.5
SIGNAL (YELLOW)	13	135	25	0.25	81.25
SIGNAL (GREEN)	13	135	15	0.25	48.75
ARROW	8	135	12	0.10	9.5
PED. SIGNAL	4	90	25	1.00	100.0
CONTROLLER	1	-	100	1.00	100.0
LUMINAIRE	-	-	250	0.50	-
L.E.D. ST. NAME SIGN	-	-	64	0.50	-
VIDEO SYSTEM	-	-	150	1.00	-
BATTERY BACKUP	1	-	25	1.00	25.0
ILLUMINATED SIGN	-	-	25	0.05	-
TOTAL =					475.1

ENERGY COSTS - BILLED TO: VILLAGE OF EAST DUNDEE
 (ADDRESS) 120 BARRINGTON AVENUE
 (ADDRESS) EAST DUNDEE, IL 60118
 ENERGY SUPPLY - CONTACT: _____
 PHONE: _____
 COMPANY: _____



NOTE: PUSH BUTTON "C" SHALL PLACE A CALL TO PHASES 2 AND 3

THE FOLLOWING ITEMS SHALL BE REMOVED BY THE CONTRACTOR AND SHALL BE DISPOSED OF BY THEM OUTSIDE THE RIGHT-OF-WAY AT THEIR EXPENSE. THE SALVAGE VALUE OF THE REMOVED EQUIPMENT SHALL BE REFLECTED IN THE CONTRACT BID PRICE.

- 4 EACH PEDESTRIAN SIGNAL HEAD
- 3 EACH PEDESTRIAN PUSH-BUTTON

SCHEDULE OF QUANTITIES

ILL RTE 68 (PENNY AV) AT ILL RTE 72 (MAIN ST)

NO.	QUANT.	UNIT
1.	1 EACH	MAINTENANCE OF EXISTING TRAFFIC SIGNAL INSTALLATION
2.	2 EACH	PEDESTRIAN SIGNAL HEAD, LED, 1-FACE, BRACKET MOUNTED WITH COUNTDOWN TIMER
3.	1 EACH	PEDESTRIAN SIGNAL HEAD, LED, 2-FACE, BRACKET MOUNTED WITH COUNTDOWN TIMER
4.	1 EACH	MODIFY EXISTING CONTROLLER CABINET
5.	1 EACH	REMOVE EXISTING TRAFFIC SIGNAL EQUIPMENT
6.	1 EACH	UNINTERRUPTIBLE POWER SUPPLY, SPECIAL
7.	3 EACH	PEDESTRIAN PUSH-BUTTON, NON-LATCHING