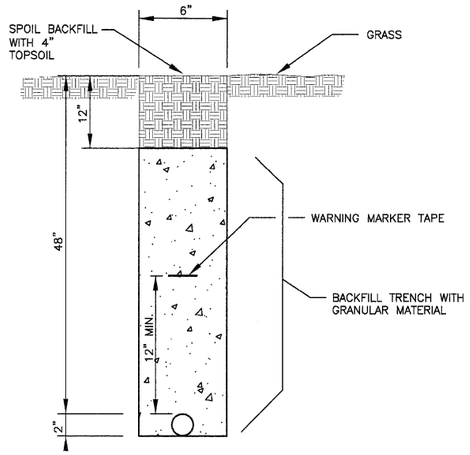

CONDUIT TRENCH IN GRASS AREA

NO SCALE

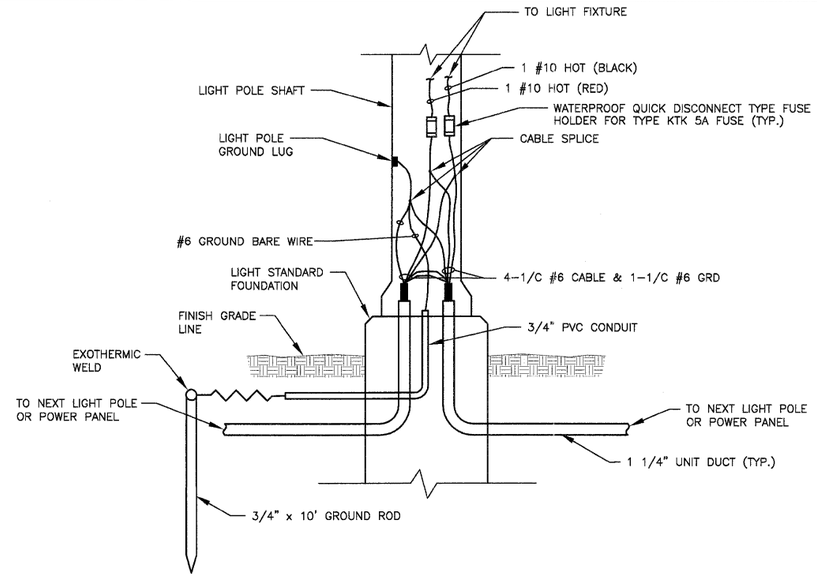

LIGHTING UNIT TYPICAL WIRING

NO SCALE

ELECTRICAL LEGEND

—//—	4#6, 1#6G IN 1 1/4" UNIT DUCT 48" BELOW GRADE (TYP.) UNLESS OTHERWISE NOTED
—/—	2#6, 1#6G IN 1 1/4" UNIT DUCT 48" BELOW GRADE (TYP.) UNLESS OTHERWISE NOTED
▭	2" STEEL CASING
✖	LIGHT BASE, POLE & LUMINAIRE (TYP.)
✖E	PROVIDE METER BASE & 60A, 120/240V, 1ø, 3W, SN SERVICE. COORDINATE LOCATION WITH COMM. EDISON. PROVIDE PEDESTAL MOUNTED PANEL BOARD WITH 2P-60A MAIN BREAKER.
A1	POLE # CIRCUIT DESIGNATION

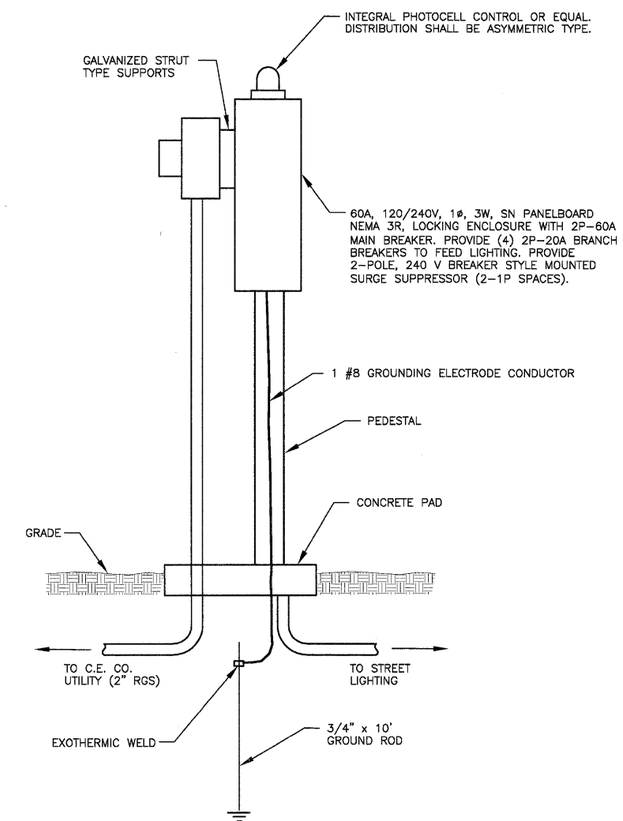

ELECTRIC SERVICE INSTALLATION

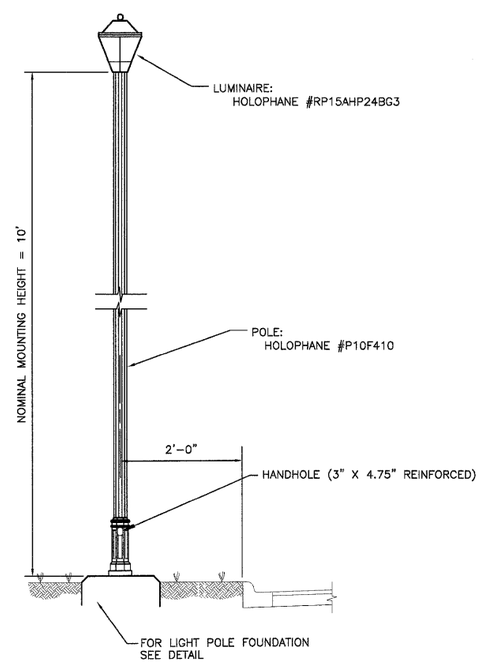

LIGHTING UNIT – LUMINAIRE AND POLE DETAIL

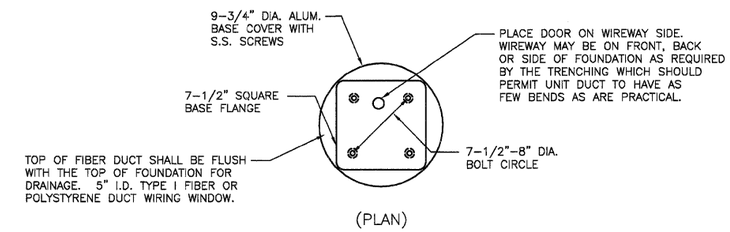

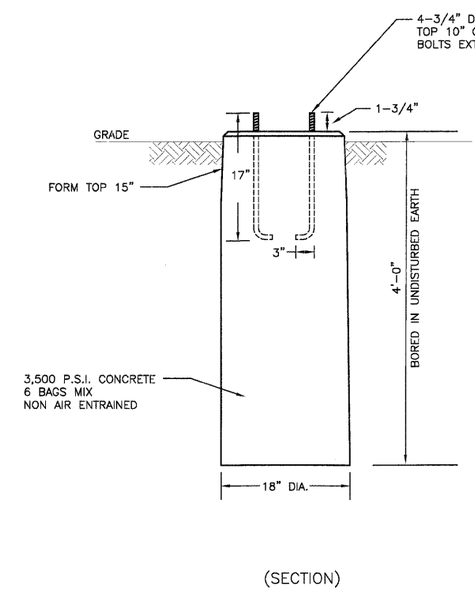

NOTES:

1. AFTER POURING CONCRETE, THE FORM SHALL REMAIN UNDISTURBED FOR 24 HOURS.
2. THE TOP 15" ONLY SHALL BE FORMED. CONCRETE BOUNDED BY UNDISTURBED EARTH ONLY SHALL FILL THE REMAINDER OF THE HOLE.
3. MINIMUM CLEARANCE FROM THE OUTSIDE EDGE OF FOUNDATION TO ANY PART OF THE POLE BASEPLATE SHALL BE 3".
4. BEND RADIUS SHALL NOT BE GREATER THAN FOUR TIMES THE BOLT DIAMETER.
5. USE DIRT REMOVED FROM FOUNDATION TO FILL AROUND FOUNDATION TOP. MAKE TOP OF DIRT LEVEL WITH TOP OF CONCRETE. ANY EXCESS DIRT WILL BE DISPOSED OF BY THE CONTRACTOR AT HIS EXPENSE. (INCLUDED IN THE COST OF LIGHT POLE FOUNDATION, SPECIAL)
6. ANCHOR BOLT SHALL EXTEND THROUGH NUT 3/8" TO 1". USE SELF-LOCKING NUT AND FLAT WASHER. DO NOT USE LOCKWASHER.
7. CONNECT GROUND WIRES TO POLE BASE GROUND LUG, NOT ANCHOR BOLTS.
8. THE MINIMUM DEPTH OF ANY FOUNDATION SHALL BE 4 FT. WHEN THE FOUNDATION DEPTH IS REDUCED TO LESS THAN 4 FT, THE ANCHOR RODS SHALL BE CUT, THREADED, AND A STEEL PLATE (20" X 20" X 1/4") SHALL BE INSTALLED ON THE BOTTOM OF THE ANCHOR RODS, 6" ABOVE THE BOTTOM OF THE EXCAVATED HOLE WITH 1" NUTS.
9. ALL SPLICES IN GROUND WIRES SHALL BE BY IRREVERSIBLE HYDRAULIC COMPRESSION FITTINGS.
10. SEE "LIGHTING UNIT TYPICAL WIRING" DETAIL FOR GROUND WIRE AND CIRCUIT CONDUIT REQUIREMENTS.

LIGHT POLE FOUNDATION, SPECIAL (WITH BASE MOUNTING DETAIL)

NO SCALE

FILE NAME = P:\PO100150\SURVEY\2010 FED\COVER.DWG	USER NAME =	DESIGNED - EKS	REVISED -
		DRAWN - SRU	REVISED -
	PLOT SCALE = AS SHOWN	CHECKED - MKK	REVISED -
	PLOT DATE =	DATE - 12/29/2011	REVISED -

STATE OF ILLINOIS
DEPARTMENT OF TRANSPORTATION

GREENLEAF AVENUE SIDEWALKS
LIGHTING EQUIPMENT DETAILS

SCALE: N.T.S. | SHEET NO. 29 OF 34 SHEETS

F.A.U. RTE.	SECTION	COUNTY	TOTAL SHEETS	SHEET NO.
2701	10-00042-00-SW	LAKE	34	29

CONTRACT NO. 63605

ILLINOIS | FED. AID PROJECT