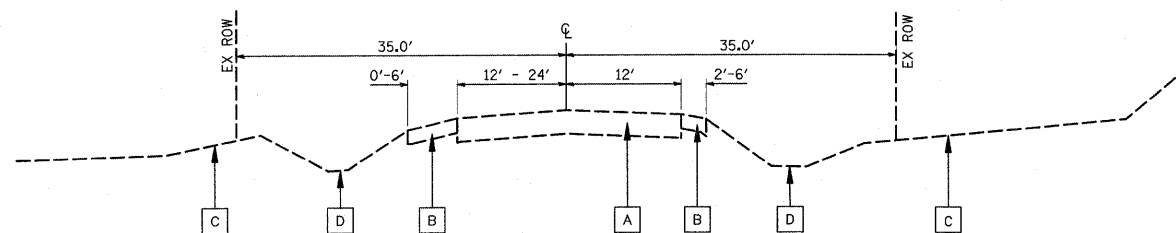


EXISTING LEGEND

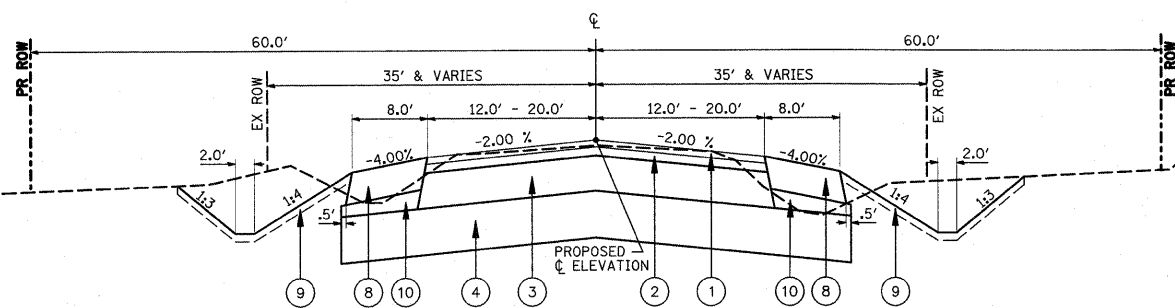
- A ASPHALT PAVEMENT (VARIES 9" TO 15")
- B AGGREGATE SHOULDER
- C EXISTING GROUND
- D DITCH OR SWALE

PROPOSED LEGEND

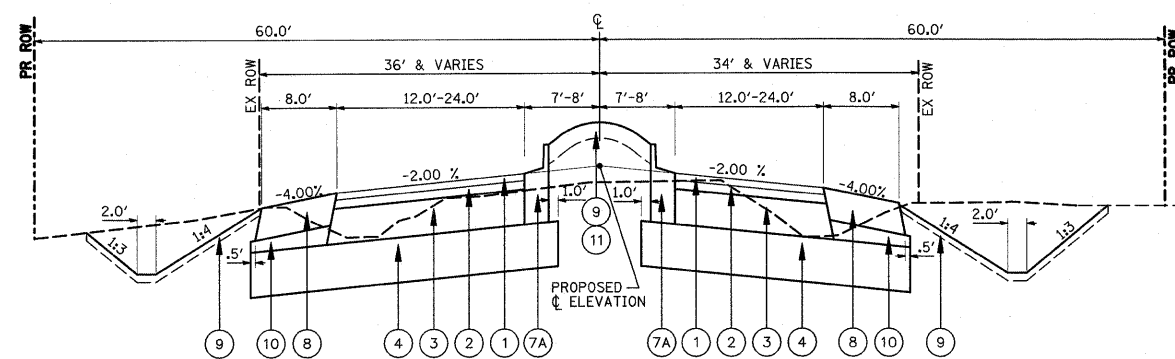
- ① HOT-MIX ASPHALT SURFACE COURSE, MIX D, N70, 1-3/4"
- ② HOT-MIX ASPHALT BINDER COURSE, IL-19, N70, 2 1/4"
- ③ HOT-MIX ASPHALT BASE COURSE, 9"
- ④ AGGREGATE SUBGRADE, 12"
- *⑤ COMBINATION CONCRETE CURB AND GUTTER, TYPE B-6.12
- *⑤A COMBINATION CONCRETE CURB AND GUTTER, TYPE B-6.12, REVERSE PITCH
- *⑥ COMBINATION CONCRETE CURB AND GUTTER, TYPE B-6.18
- *⑦ COMBINATION CONCRETE CURB AND GUTTER, TYPE B-6.24
- *⑦A COMBINATION CONCRETE CURB AND GUTTER, TYPE B-6.24, REVERSE PITCH
- ⑧ HOT-MIX ASPHALT SHOULDERS, 8"
- ⑨ FURNISHING AND PLACING TOPSOIL, 4" AND SEEDING CLASS 2A/SODDING, SALT TOLERANT (SEE LANDSCAPE PLAN FOR SEEDING / SODDING LIMITS)
- ⑩ AGGREGATE BASE COURSE, TYPE B, 4"
- ⑪ FURNISHING AND PLACING SOD (SEE LANDSCAPE PLAN FOR SEEDING / SODDING LIMITS)
- *⑫ CONCRETE MEDIAN TYPE SB-6.12



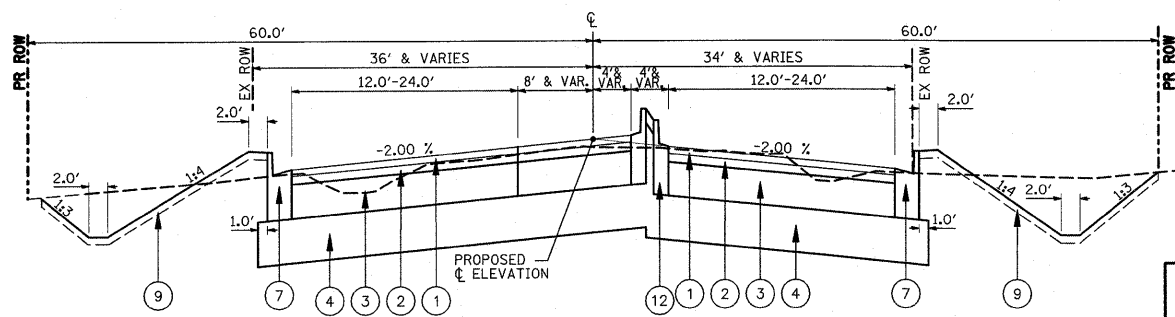
EXISTING TYPICAL SECTION
PLAINFIELD NAPERVILLE ROAD



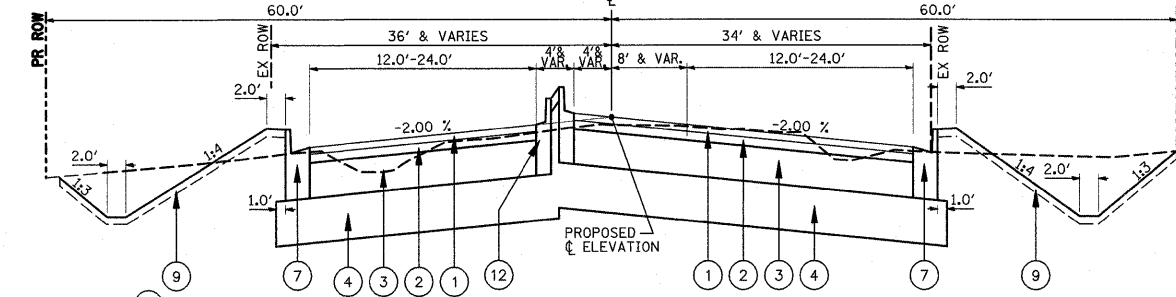
PROPOSED TYPICAL SECTION
PLAINFIELD NAPERVILLE ROAD
STA. 205+35 TO STA. 208+87



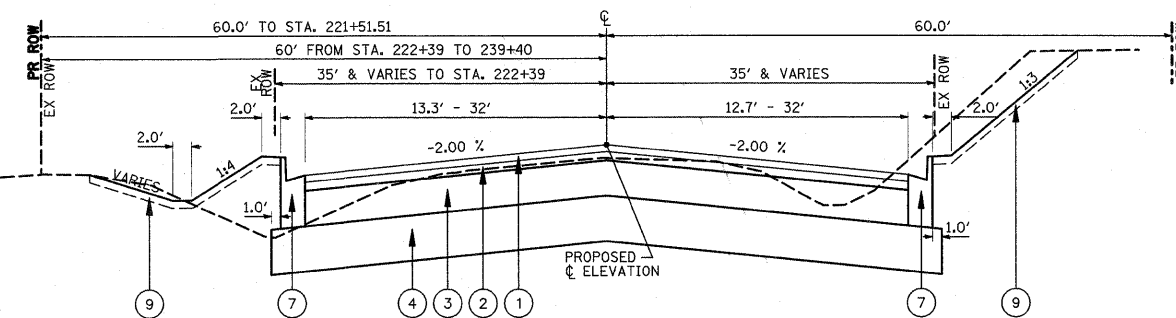
PROPOSED TYPICAL SECTION
PLAINFIELD NAPERVILLE ROAD
STA. 208+87 TO STA. 213+89.53 RT /
214+07.57 LT



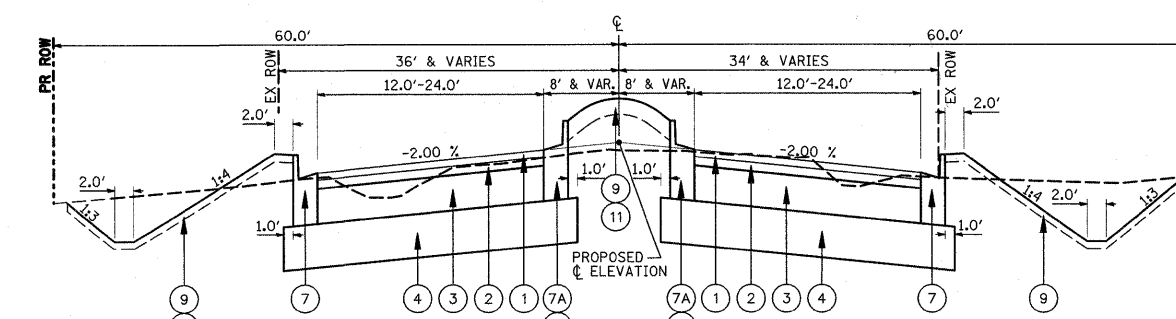
PROPOSED TYPICAL SECTION
PLAINFIELD NAPERVILLE ROAD
STA. 216+30.00 TO STA. 219+50.00
STA. 223+52.00 TO STA. 225+82.00



SOUTH OF
RODEO DR.
PROPOSED TYPICAL SECTION
PLAINFIELD NAPERVILLE ROAD
STA. 219+50.00 TO STA. 222+16.00,
STA. 228+72.00 TO STA. 231+09.00
STA. 236+87.00 TO STA. 239+21.00



PROPOSED TYPICAL SECTION
PLAINFIELD NAPERVILLE ROAD
STA. 219+76.10 TO STA. 225+78.79,
STA. 228+75.81 TO STA. 232+07.72,
STA. 236+86.81 TO STA. 240+16.63
STA. 241+64.58 TO STA. 254+14



SOUTH OF
RODEO DR.
PROPOSED TYPICAL SECTION
PLAINFIELD NAPERVILLE ROAD
STA. 213+89.53 RT / 214+07.57 LT
TO STA. 215+12.00,
STA. 225+78.79 TO STA. 228+75.81,
STA. 232+07.72 TO STA. 236+86.81,
STA. 240+16.63 TO STA. 241+64.58

PAY CODE NO	PAY ITEM DESCRIPTION	UNIT	MIX TYPE	PERCENT AIR Voids @ NDES	LIFT THICKNESS	UNIT WEIGHT (Lbs/cu Yd)
40803385	HOT-MIX ASPHALT BINDER COURSE, IL-19.0, N70	TON	IL-19 mm	4% @ 70 Gyr.	2-1/4" Min.	112
40803340	HOT-MIX ASPHALT SURFACE COURSE, MIX "D", N70	TON	IL 9.5 mm	4% @ 70 Gyr.	1-1/2"	112
35501320	HOT-MIX ASPHALT BASE COURSE, 9"	SQ YD	HMA BINDER COURSE IL-19 mm (N 3 LIFTS)	4% @ 70 Gyr.	2-1/4" Min.	112
44201789	CLASS D PATCHES, TYPE II, 10 INCH	SQ YD	HMA BINDER COURSE IL-19 mm (N 4 LIFTS)	4% @ 70 Gyr.	2-1/4" Min.	112
44201771	CLASS D PATCHES, TYPE IV, 10 INCH	SQ YD	HMA BINDER COURSE IL-19 mm (N 4 LIFTS)	4% @ 70 Gyr.	2-1/4" Min.	112
48203029	HOT-MIX ASPHALT SHOULDERS, 8"	SQ YD	HMA BINDER COURSE IL-19 mm (N 3 LIFTS)	4% @ 70 Gyr.	2-1/4" Min.	112
22082456	TEMPORARY PAVEMENT:					
	TEMPORARY PAVEMENT 6"	SQ YD	HMA BINDER COURSE IL-19 mm (N 3 LIFTS)	4% @ 50 Gyr.	2-1/4" Min.	112
	HOT-MIX ASPHALT SURFACE COURSE, MIX "D", N50	TON	IL 9.5 mm	4% @ 50 Gyr.	2" Min.	112

THE UNIT WEIGHT USED TO CALCULATE ALL HMA SURFACE MIXTURE QUANTITIES IS 112 LBS/SQ YD IN.


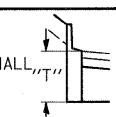
THE "AC TYPE" FOR POLYMERIZED HMA MIXES SHALL BE "SBS/SBR PG 76.22" AND FOR NON-POLYMERIZED HMA THE "AC TYPE" SHALL BE "PG 84.22" UNLESS MODIFIED BY DISTRICT ONE SPECIAL PROVISIONS. FOR "PERCENT OF RAP" SEE DISTRICT ONE SPECIAL PROVISIONS.

PROPOSED ϕ ELEVATIONS HAVE BEEN ESTABLISHED WITHOUT CONSIDERATION OF RAISED MEDIAN IN ORDER TO PROVIDE A UNIFORM PROFILE.

AT LOCATIONS WITHOUT MEDIAN, PROFILE ELEVATION IS ACTUAL PROPOSED ϕ ELEVATION.

AT LOCATIONS WITH MEDIAN, PROFILE ELEVATION IS WHAT PROPOSED ϕ ELEVATION WOULD BE WITHOUT MEDIAN.

*NOTE:
ALL CONCRETE GUTTER DIMENSIONS "T" SHALL MATCH ADJACENT PAVEMENT THICKNESS



FILE NAME = F:\070116\cad\phase 2\dwg\070116-shs-typ

USER NAME = #USER#

DESIGNED - CM

REVISOR -

REVISOR -

REVISOR -

REVISOR -

REVISOR -

REVISOR -

REVISOR -

REVISOR -

REVISOR -

REVISOR -

REVISOR -

REVISOR -

REVISOR -

REVISOR -

REVISOR -

REVISOR -

STATE OF ILLINOIS
DEPARTMENT OF TRANSPORTATION



TYPICAL SECTIONS - PLAINFIELD NAPERVILLE ROAD
PLAINFIELD NAPERVILLE RD AT 19TH ST / RODEO DR

SCALE: 1" = 20'

SHEET NO. 1 OF 1 SHEETS

STA. TO STA.

F.A.U. RTE. 324

SECTION 04-00036-22-TL

COUNTY WILL

TOTAL SHEETS 152

SHEET NO. 4

CONTRACT NO. 63671

ILLINOIS FED. AID PROJECT