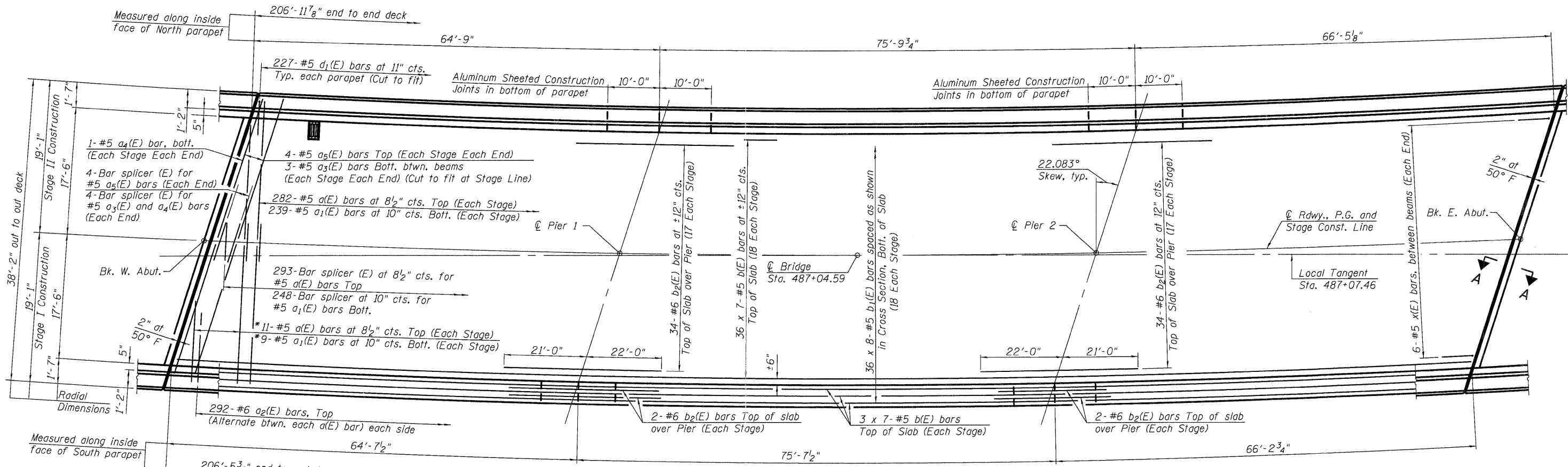
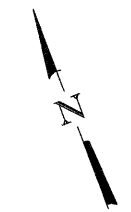


* Order a(E) and a₁(E) bars full length. Cut to fit skew and use remainder of bars at opposite end.

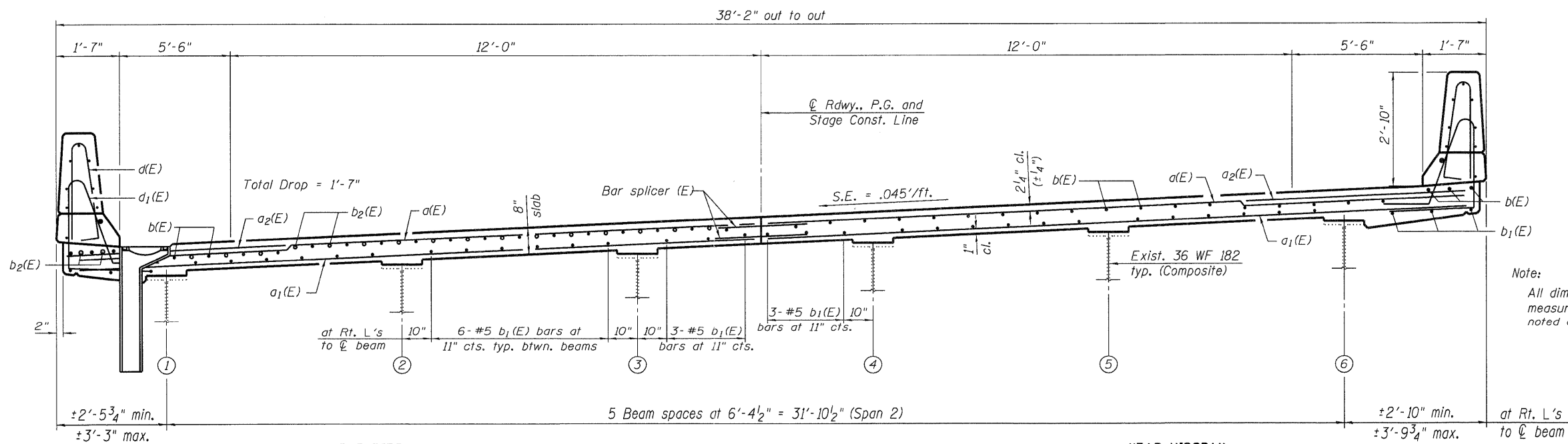


PLAN

Notes:
 See Sheet 12 of 27 for superstructure details and Bill of Material.
 Bars indicated thus 20 x 3-#5 etc. indicates 20 lines of bars with 3 lengths per line.
 See Sheet 12 of 27 for parapet reinforcement.



MINIMUM BAR LAP
 (Deck)
 #5 bar = 2'-7"



NEAR PIER

CROSS SECTION
 (Looking East)

NEAR MIDSPAN

Note:
 All dimensions in cross section are measured radially except where noted otherwise.

USER NAME = dheber1ing	DESIGNED - BRD	REVISED -		7018 KINGSMILL CT., SPRINGFIELD, IL (217) 483-9457 DESIGN FIRM #184001036	STATE OF ILLINOIS DEPARTMENT OF TRANSPORTATION SUPERSTRUCTURE STRUCTURE NO. 043-0007 SHEET NO. 11 OF 27 SHEETS	F.A.P. RTE. 301	SECTION (43B, 44B, 44HB, 45B)D	COUNTY JO DAVIESS	TOTAL SHEETS 309	SHEET NO. 172
FILE NAME = 0430007-64C94.dgn	CHECKED - CWC/SDS	REVISED -		CONTRACT NO. 64C94						
PLOT DATE = 12/6/2011	DRAWN - DLH	REVISED -		ILLINOIS FED. AID PROJECT						
PLOT TIME = 10:18:22 AM	CHECKED - BRD	REVISED -								