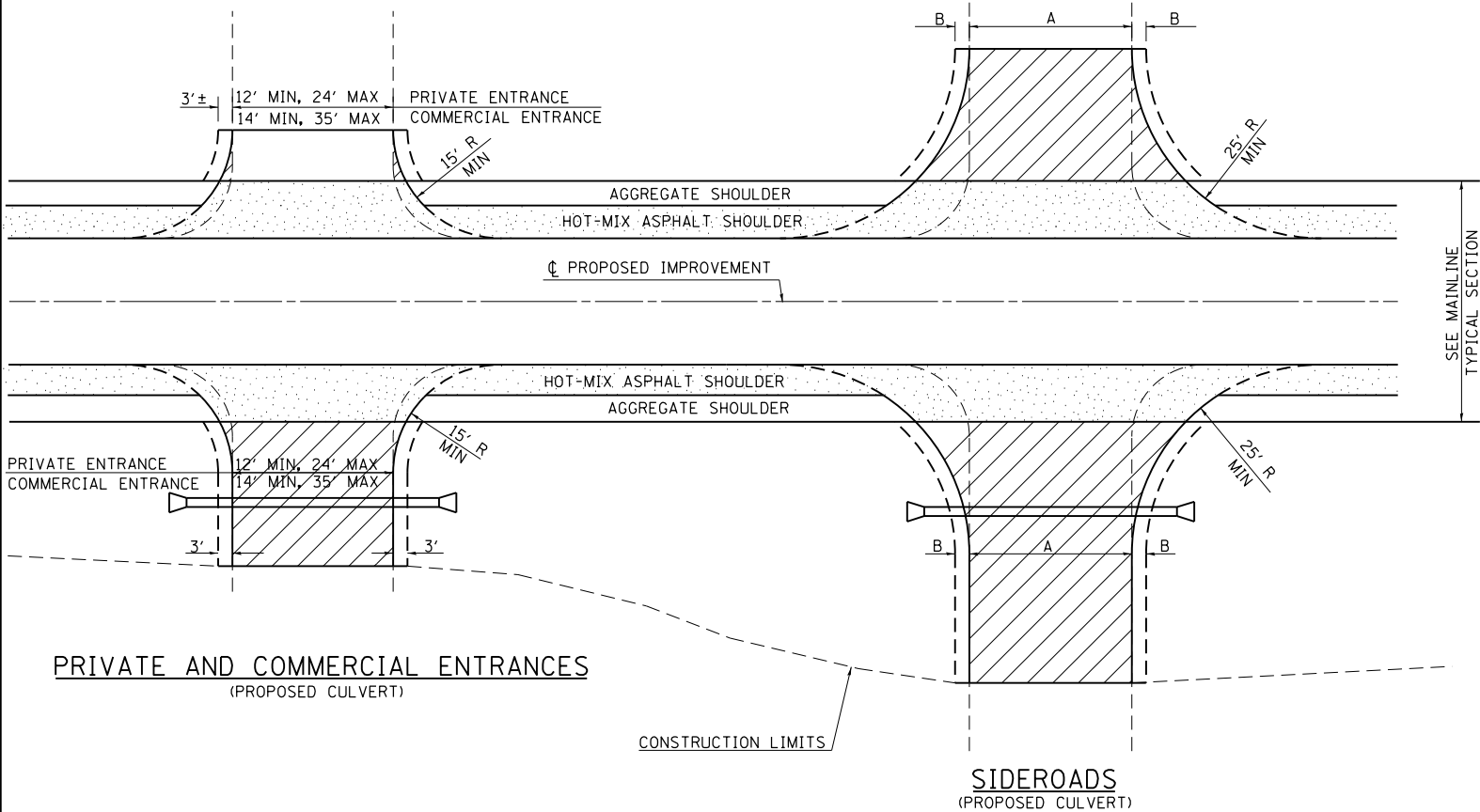
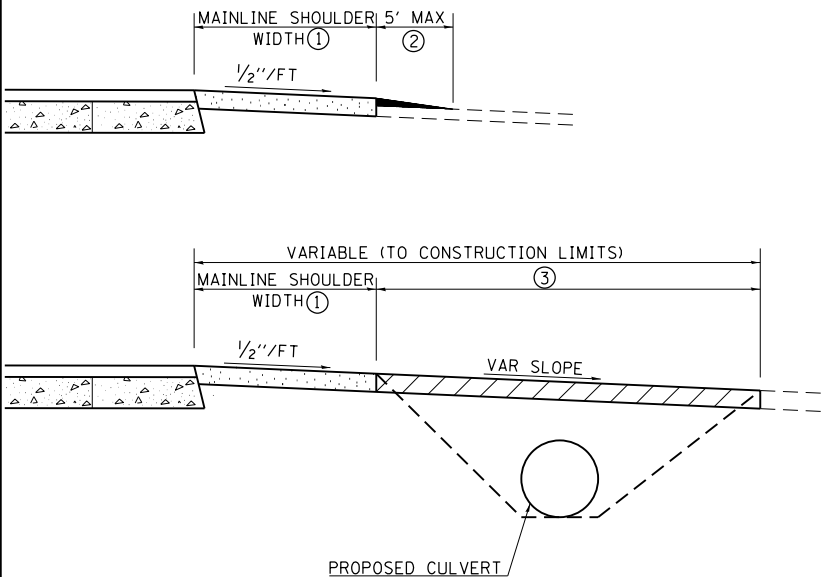


RURAL SIDE APPROACH DETAILS

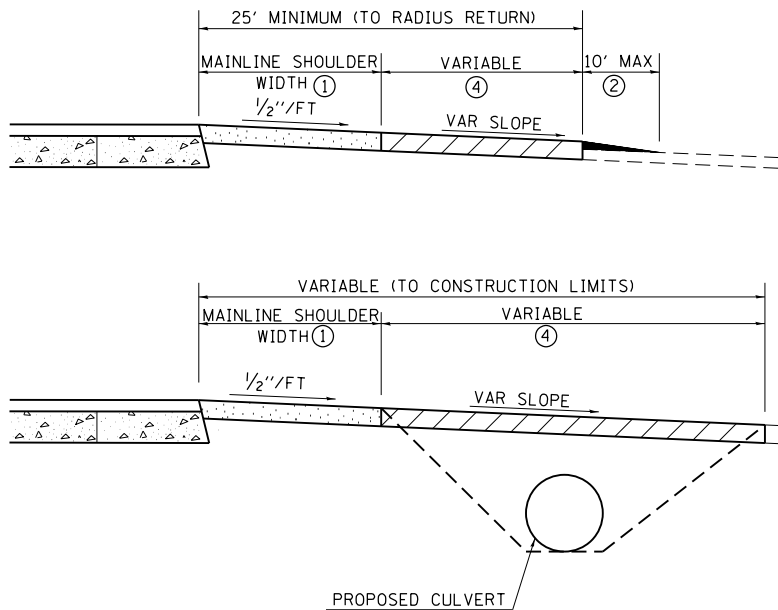
PRIVATE AND COMMERCIAL ENTRANCES



PRIVATE AND COMMERCIAL ENTRANCES



SIDEROADS



SIDEROAD DIMENSIONS (MIN.)

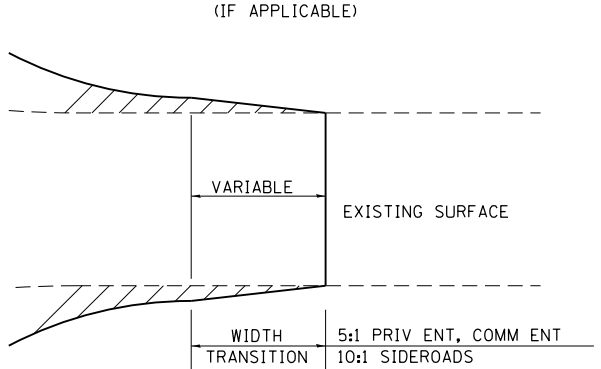
ADT	A (FT)	B (FT)
0 TO 250	18'	2'
250 TO 400	20'	2'
GREATER THAN 400	22'	4'

FIELD ENTRANCE TREATMENT

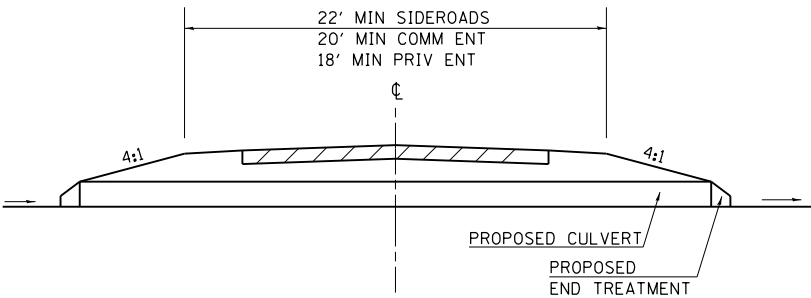
CONSTRUCT MAINLINE HOT-MIX ASPHALT AND AGGREGATE SHOULDERS THROUGH FIELD ENTRANCES.

IF A PIPE IS REQUIRED, PROVIDE A 22' WIDE EARTH EMBANKMENT WITH 15' RADII AT THE INTERSECTION.

WIDTH TRANSITION DETAIL TO EXISTING



DETAIL FOR CALCULATING CULVERT LENGTH



LEGEND

- ① CONSTRUCT HOT-MIX ASPHALT SHOULDER "FULL SHOULDER WIDTH" THROUGH ENTRANCE/INTERSECTION UNLESS OTHERWISE SHOWN ON THE PLANS OR AS DIRECTED BY THE ENGINEER.
- ② IF REQUIRED, AGGREGATE TAPER FOR EXISTING GRAVEL SURFACE; HOT-MIX ASPHALT TAPER FOR EXISTING HIGHER TYPE SURFACES.
- ③ 6" AGGREGATE SURFACE COURSE FOR EXISTING GRAVEL SURFACE; 2" HOT-MIX ASPHALT RESURFACING ON 4" AGGREGATE BASE COURSE FOR EXISTING HOT-MIX ASPHALT SURFACE; PCC DRIVEWAY PAVEMENT (6" - PE; 7" - CE) FOR EXISTING CONCRETE SURFACE.
- ④ 3" MINIMUM HOT-MIX ASPHALT RESURFACING ON 8" MINIMUM AGGREGATE BASE COURSE FOR EXISTING GRAVEL SURFACE OR OIL & CHIP SURFACE; MATCH EXISTING FOR EXISTING HIGHER TYPE SURFACES.

GENERAL NOTES

- 1. ENTRANCE LOCATIONS ARE TO COMPLY WITH IDOT'S POLICY "ACCESS TO STATE HIGHWAYS".
- 2. IN GENERAL, RELOCATED PRIVATE ENTRANCES ARE TO HAVE A 16' WIDE SURFACE WITH 3' WIDE SHOULDERS (22' WIDE EMBANKMENT).
- 3. SEE PLANS FOR PROPOSED PROFILE GRADES AT ENTRANCES/SIDEROADS. THE DESIRABLE MAXIMUM PROFILE GRADE FOR ENTRANCES ARE 12% FOR PE; 10% FOR CE.
- 4. ENTRANCE PIPE CULVERTS ARE TO BE A MINIMUM 15" DIAMETER AND NORMALLY REPLACED IN KIND; SIDEROAD PIPE CULVERTS ARE GENERALLY TO BE CONCRETE (18" MINIMUM DIAMETER).

FILE NAME = D978197-shr-details.dgn  
MODEL = Default  
PLOT DRIVER = V8i\_PDF...11x17.plt



USER NAME = mmann	DESIGNED - MCV	REVISED -
PLOT SCALE = 50.000' / in.	DRAWN - CMM	REVISED -
PLOT DATE = 11/9/2011	CHECKED - MTM	REVISED -
	DATE - 11/10/11	REVISED -

STATE OF ILLINOIS  
DEPARTMENT OF TRANSPORTATION

RURAL SIDE APPROACH DETAILS

SCALE: N.T.S. SHEET NO. 1 OF 1 SHEETS STA. TO STA.

F.A.P. RTE.	SECTION	COUNTY	TOTAL SHEETS	SHEET NO.
312	123B-3 & 123B-4	JACKSON	58	23
CONTRACT NO. 78197				
ILLINOIS FED. AID PROJECT				

STD. 9-83

REVISIONS	
DRAWN	3-15-91
REVISED	10-02-91
REVISED	5-15-92
REVISED	1-20-00
REVISED	01-11-07
RESIZED	5-7-08