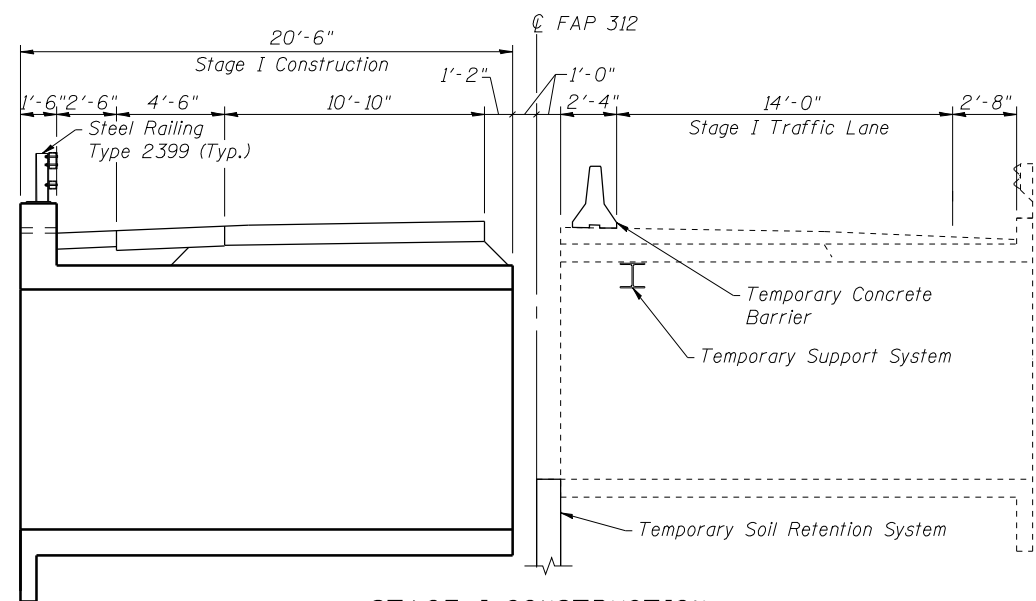


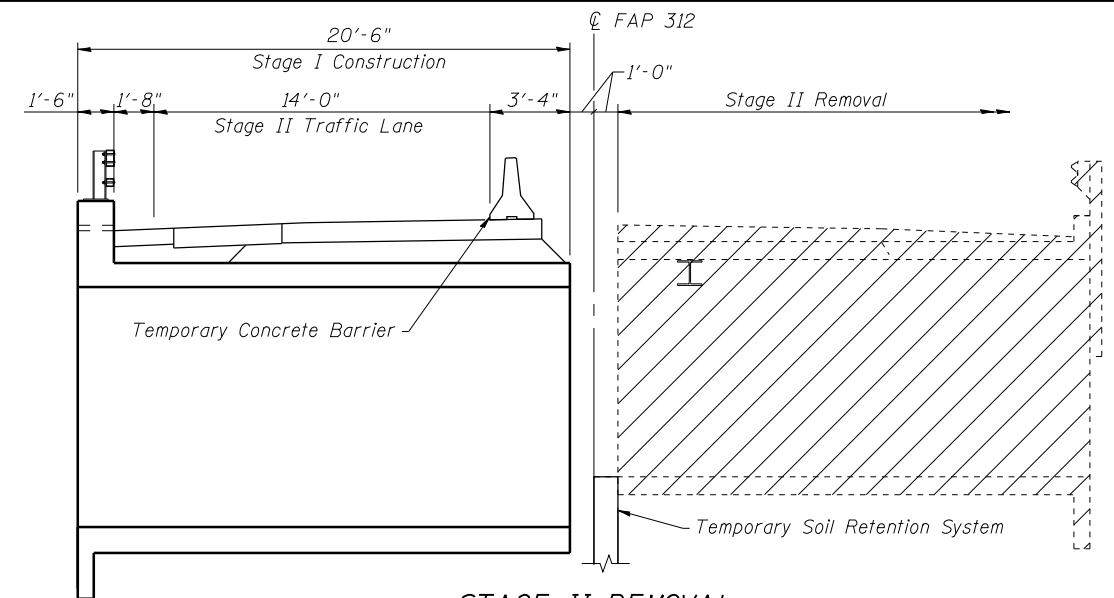
STAGE I REMOVAL



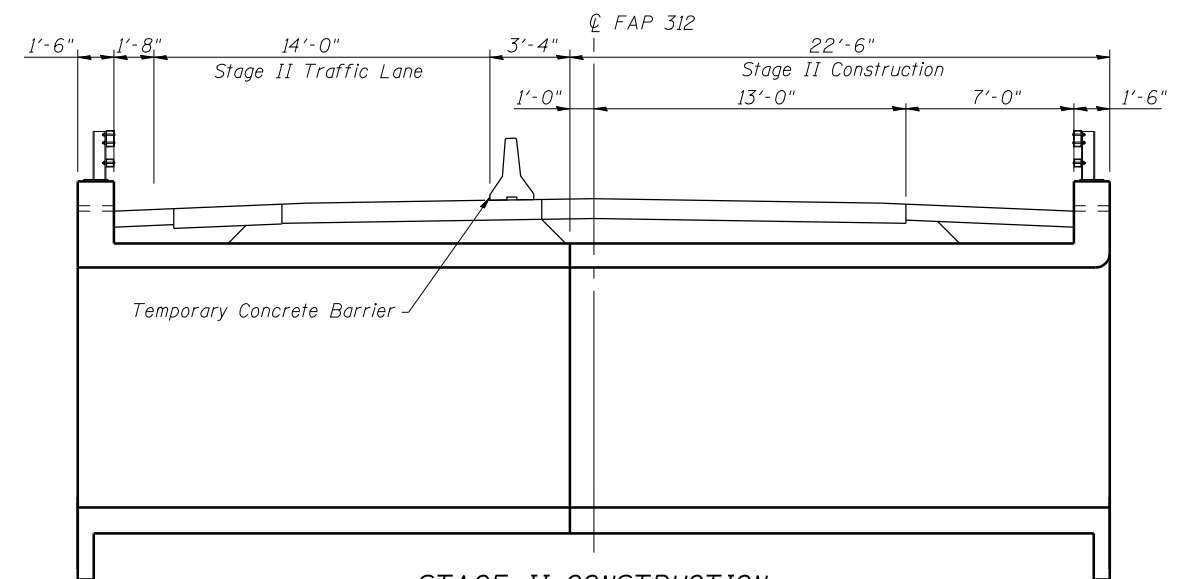
STAGE I CONSTRUCTION

STAGE CONSTRUCTION NOTES

1. All staging sections are looking in the direction of increasing stations.
2. Hatched areas indicate removal.
3. Removal of existing side mounted steel railing is included with Removal of Existing Structures No. 1.
4. See Roadway Plans for quantity of Temporary Concrete Barrier.



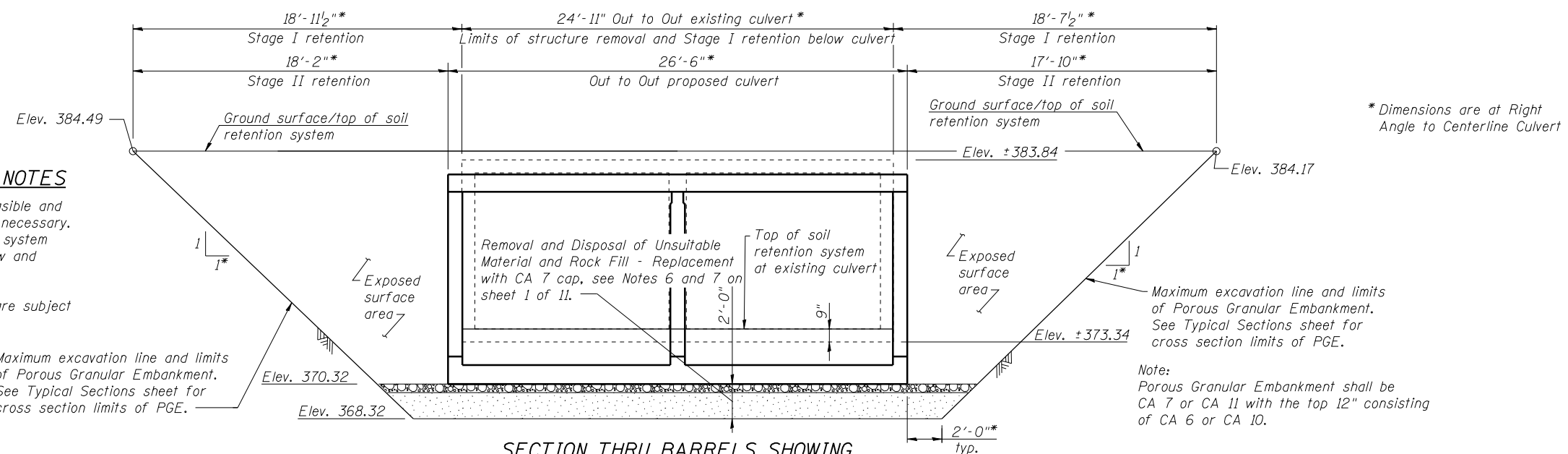
STAGE II REMOVAL



STAGE II CONSTRUCTION

TEMPORARY SOIL RETENTION SYSTEM NOTES

1. A cantilevered sheet piling design does not appear feasible and additional members or other retention systems may be necessary. The Contractor shall submit a temporary soil retention system design including plan details and calculations for review and acceptance by the Engineer.
2. Plan dimensions and details relative to existing plans are subject to nominal construction variations.



**SECTION THRU BARRELS SHOWING
TEMPORARY SOIL RETENTION SYSTEM LIMITS**



USER NAME = RJT	DESIGNED - RDP 09/11	REVISED -
ESCA PROJECT NO. 988.08	CHECKED - JAF 09/11	REVISED -
PLOT SCALE = 1/4" = 1' IN.	DRAWN - DWH 11/11	REVISED -
PLOT DATE = 11/16/2011 9:46:38 AM	CHECKED - RDP 11/11	REVISED -

**STATE OF ILLINOIS
DEPARTMENT OF TRANSPORTATION**

**STAGE CONSTRUCTION DETAILS
STRUCTURE NO. 039-2029**

SHEET NO. 2 OF 11 SHEETS

F.A.P. RTE.	SECTION	COUNTY	TOTAL SHEETS	SHEET NO.
312	123B-4	JACKSON	58	25
CONTRACT NO. 78197				
ILLINOIS FED. AID PROJECT				