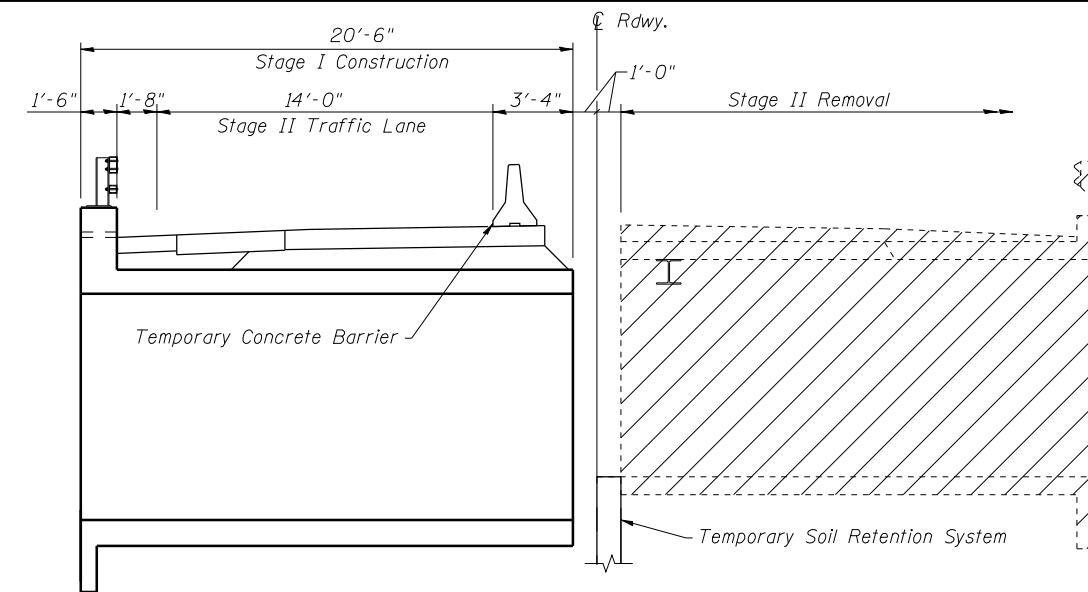


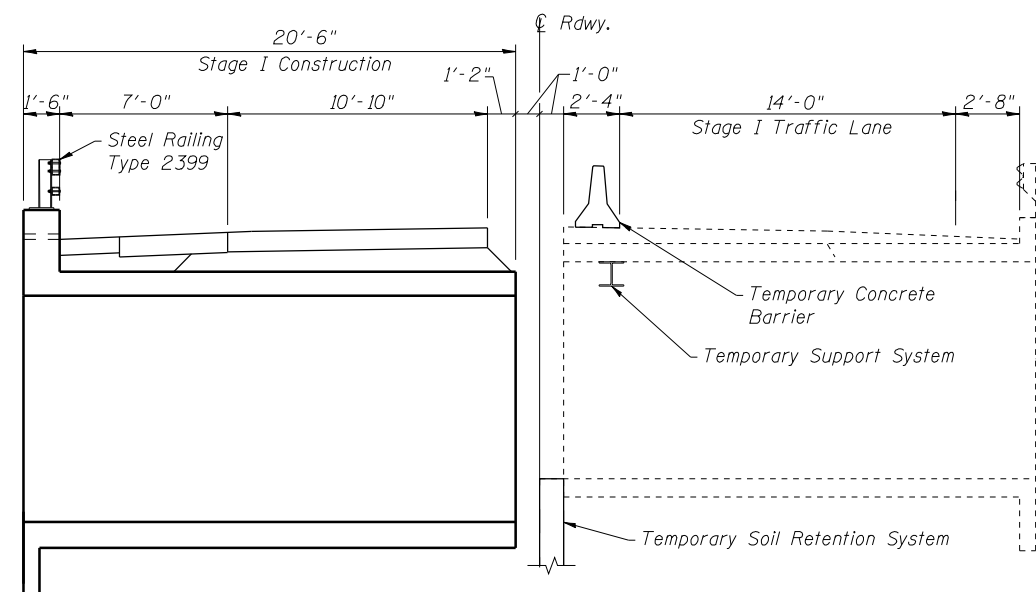
**STAGE I REMOVAL**

**STAGE CONSTRUCTION NOTES**

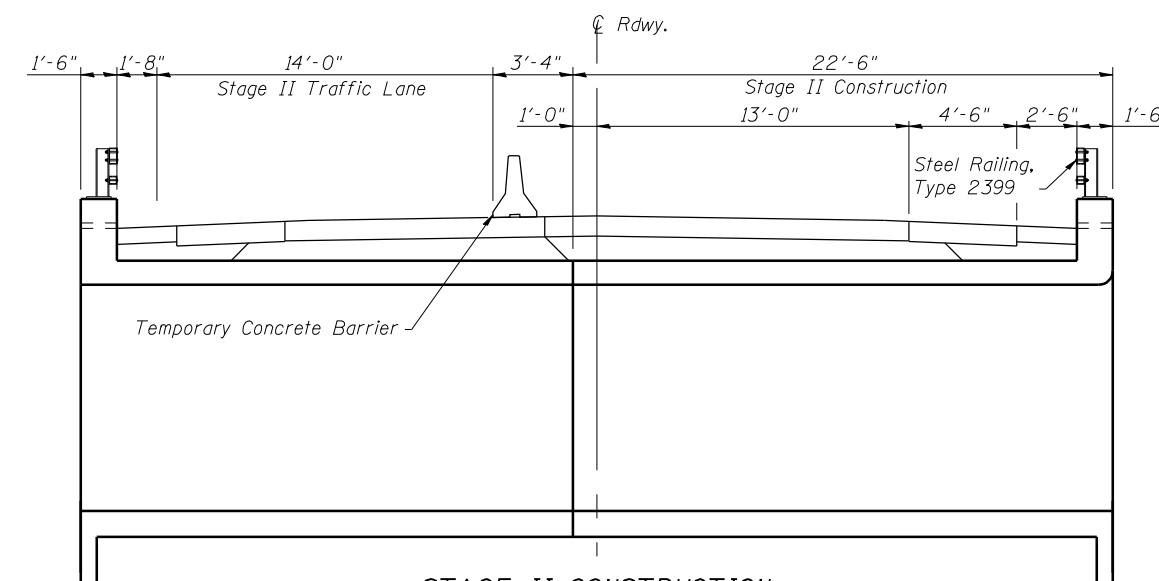
1. All staging sections are looking in the direction of increasing stations.
2. Hatched areas indicate removal.
3. Removal of existing side mounted steel railing is included with Removal of Existing Structures No. 1.
4. See Roadway Plans for quantity of Temporary Concrete Barrier.



**STAGE II REMOVAL**



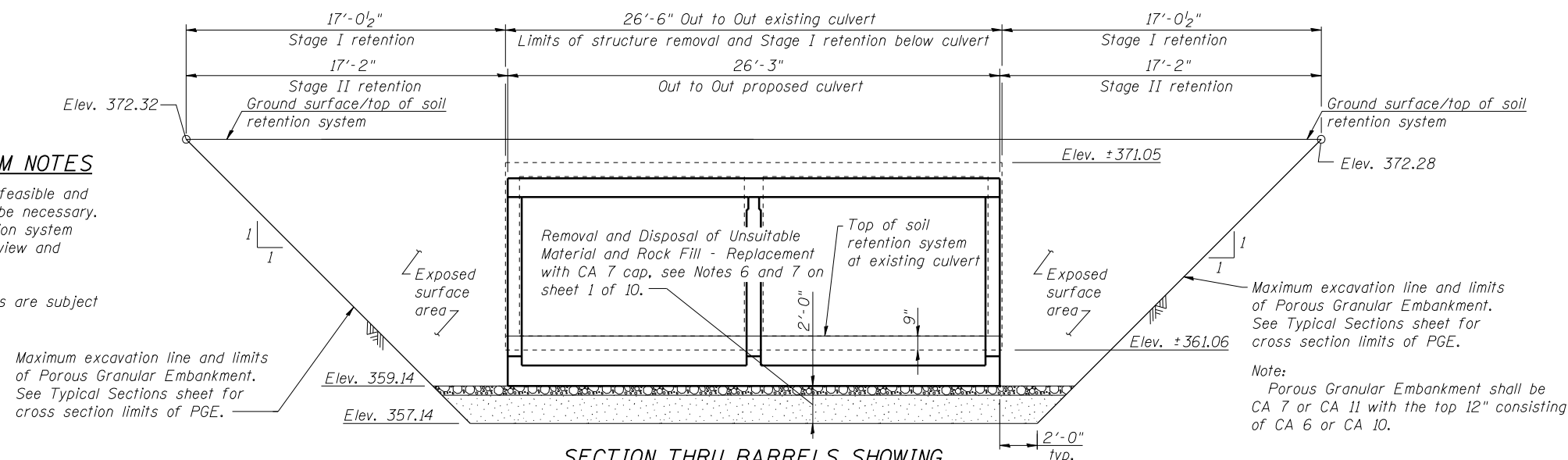
**STAGE I CONSTRUCTION**



**STAGE II CONSTRUCTION**

**TEMPORARY SOIL RETENTION SYSTEM NOTES**

1. A cantilevered sheet piling design does not appear feasible and additional members or other retention systems may be necessary. The Contractor shall submit a temporary soil retention system design including plan details and calculations for review and acceptance by the Engineer.
2. Plan dimensions and details relative to existing plans are subject to nominal construction variations.



**SECTION THRU BARRELS SHOWING  
TEMPORARY SOIL RETENTION SYSTEM LIMITS**



|                                    |                      |           |
|------------------------------------|----------------------|-----------|
| USER NAME = RJT                    | DESIGNED - RDP 09/11 | REVISED - |
| ESCA PROJECT NO. 988.08            | CHECKED - JTS 09/11  | REVISED - |
| PLOT SCALE = 0.42' / IN.           | DRAWN - DWH 11/11    | REVISED - |
| PLOT DATE = 11/16/2011 10:00:18 AM | CHECKED - RDP 11/11  | REVISED - |

**STATE OF ILLINOIS  
DEPARTMENT OF TRANSPORTATION**

**STAGE CONSTRUCTION DETAILS  
STRUCTURE NO. 039-2028**

SHEET NO. 2 OF 10 SHEETS

| F.A.P. RTE.        | SECTION | COUNTY  | TOTAL SHEETS | SHEET NO. |
|--------------------|---------|---------|--------------|-----------|
| 312                | 123B-3  | JACKSON | 58           | 38        |
| CONTRACT NO. 78197 |         |         |              |           |

ILLINOIS FED. AID PROJECT