

GENERAL NOTES

Reinforcement bars shall conform to the requirements of ASTM A706, Grade 60. See Special Provisions.

Reinforcement bars designated (E) shall be epoxy coated.

Bearing seat surfaces shall be constructed or adjusted to the designated elevations within a tolerance of 1/8 inch. Adjustment shall be made either by grinding the surface or by shimming the bearing.

Protective coat shall be applied to the entire top surface of the bridge deck.

The Contractor shall obtain a construction permit from the Illinois Department of Natural Resources (IDNR), Office of Water Resources for any temporary construction activity placed in the water, except cofferdams. This shall include the placement of material for run-arounds, causeways, etc. Any permit application by the Contractor shall refer to IDNR Floodway Construction permit number 3704 allowing permanent construction as shown on the contract plans.

Layout of the slope protection system may be varied to suit ground conditions in the field as directed by the Engineer.

**MONTAGUE ROAD BRIDGE
BUILT 2012 BY
WINNEBAGO COUNTY
SEC. 03-00324-00-BR
F.A.S. RT. 0052 STA. 53+30
STR. NO. 101-3102 LOADING HL-93**

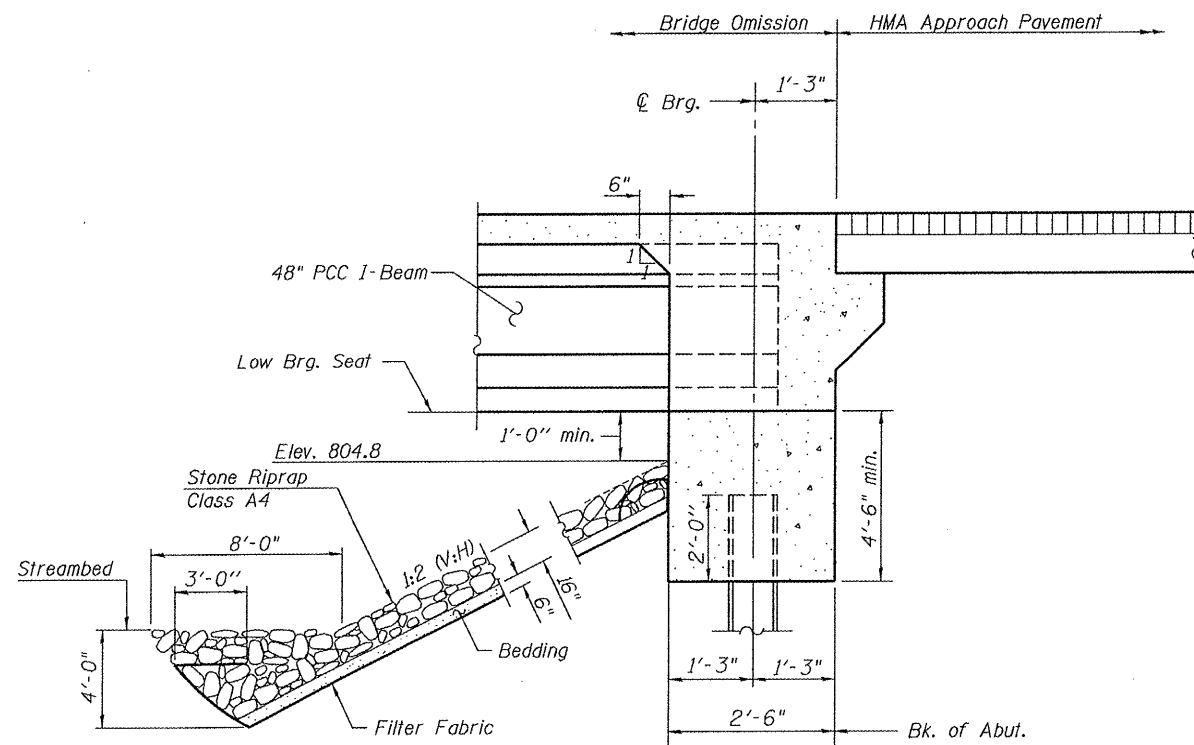
LETTERING FOR NAME PLATE

Locate Name Plate at Corner of Bridge
(See Std. 515001-03)

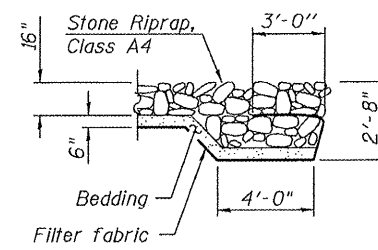
TOTAL BILL OF MATERIALS

85552

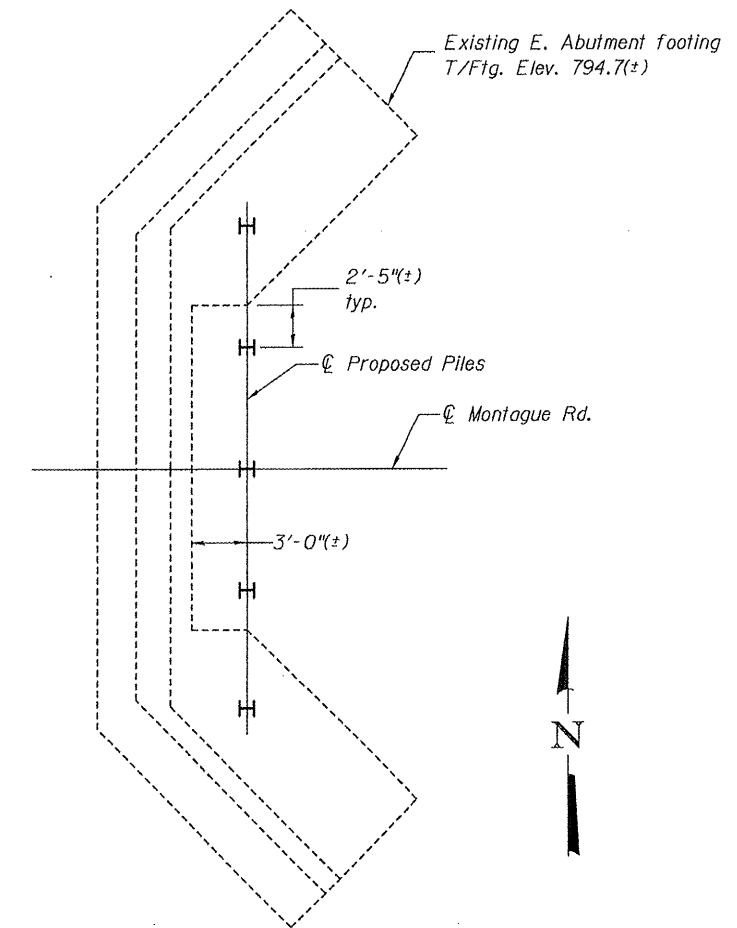
Item	Unit	Super	Sub.	Total
Stone Riprap, Class A4	Sq. Yd.	—	320	320
Filter Fabric	Sq. Yd.	—	320	320
Removal of Existing Structures	Each	1	—	1
Structure Excavation	Cu. Yd.	—	253	253
Concrete Structures	Cu. Yd.	—	40.6	40.6
Concrete Superstructure	Cu. Yd.	88.6	—	88.6
Bridge Deck Grooving	Sq. Yd.	243	—	243
Concrete Encasement	Cu. Yd.	—	3.5	3.5
Protective Coat	Sq. Yd.	260	—	260
Furnishing and Erecting PPC I-Beam, 48"	Foot	357.5	—	357.5
Reinforcement Bars, Epoxy Coated	Pound	16,330	5,490	21,820
Steel Railing, Type SM	Foot	146	—	146
Furnishing Steel Piles HP12x53	Foot	—	352	352
Driving Piles	Foot	—	352	352
Test Pile Steel HP12x53	Each	—	2	2
Pile Shoes	Each	—	8	8
Name Plates	Each	1	—	1



SECTION THRU ABUTMENT



FLANK STONE RIPRAP DETAIL



EAST ABUTMENT FOUNDATION PLAN

Contractor shall remove portions of existing abutment footing, wing walls, and piles as required to drive new piles. Cost included in Removal of Existing Structures.

**GENERAL NOTES, TOTAL BILL OF MATERIAL AND RIPRAP DETAILS
STRUCTURE NUMBER 101-3102**

12/08/2011 12:03:00 PM C:\ADD\Struct\Sheet\02-00-00-WDE\X.dgn

LAYOUT	SWK	12/25/11
DRAWN	JDM	12/16/11
REVIEWED	SWK	12/16/11

PROFESSIONAL DESIGN FIRM LICENSE #184-001084

<p>Hanson Professional Services Inc.</p>	JOB NO. 03R1808	SHEET NO. 2 13 SHEETS	F.A.S. RTE. 0052	SECTION 03-00324-00-BR	COUNTY Winnebago	TOTAL SHEETS 24	SHEET NO. 10
	DATE 12/16/11		CONTRACT NO. 85552		FED. ROAD DIST. NO. 2 ILLINOIS FED. AID PROJECT		