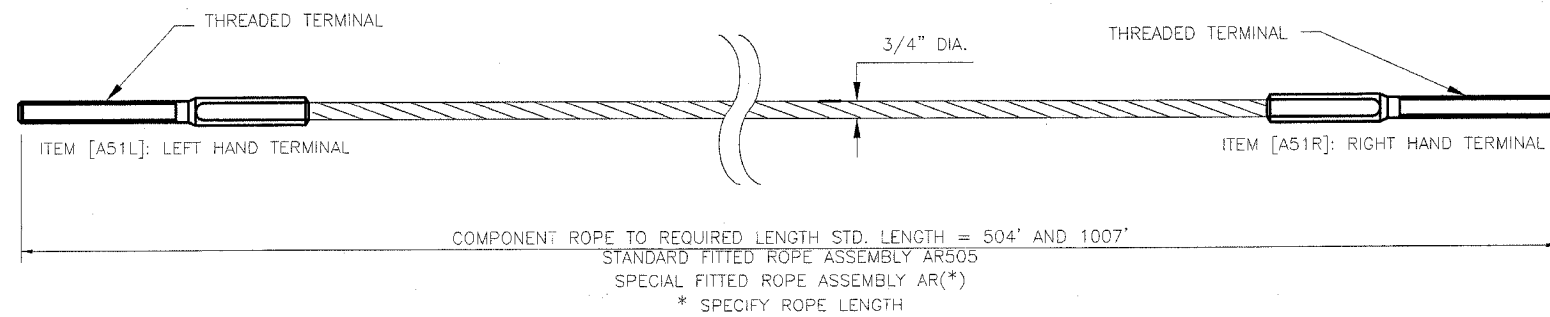
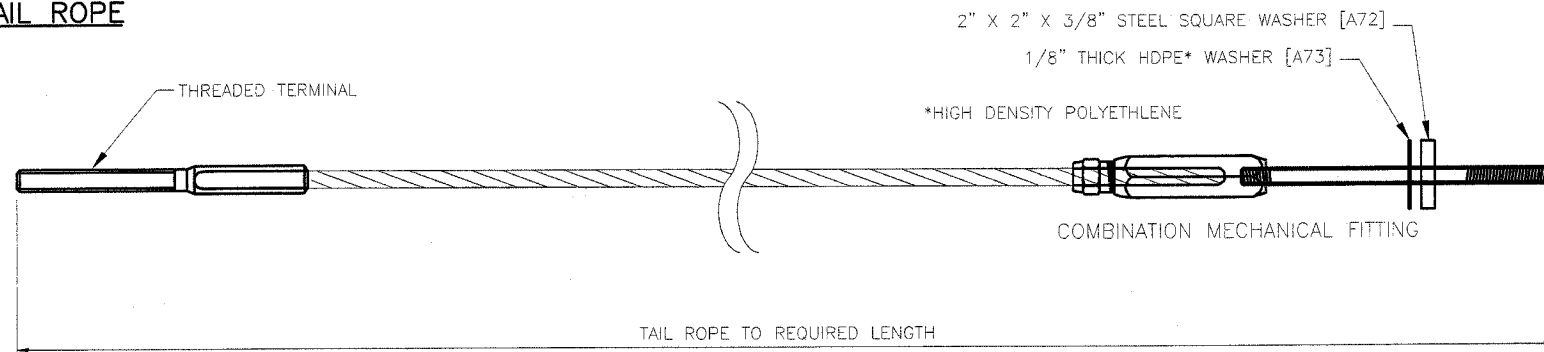


FBI	SECTION	COUNTY	TOTAL
RTE	2005-0381	COOK/MILL	SHEETS
57			58
STA			49
FED. ROAD DIST. NO.	STA	ILLINOIS	FED. AID PROJECT
CONTRACT NO. 60A09			

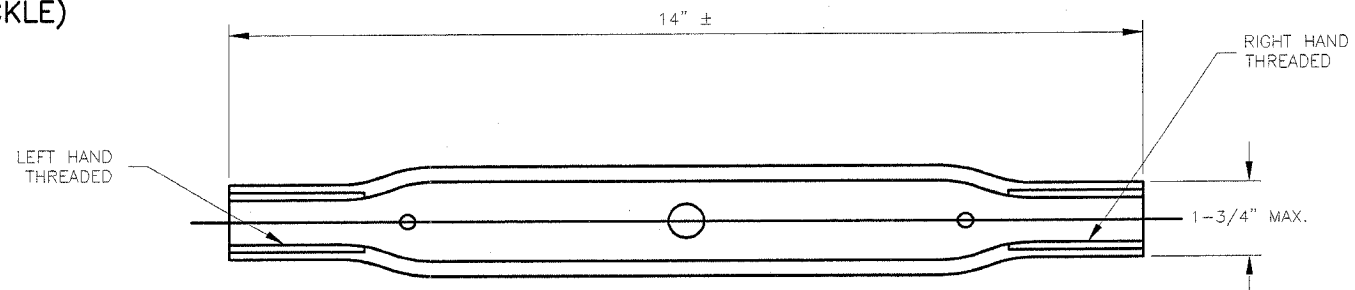
COMPONENT ROPE



TAIL ROPE



**RIGGING SCREW [A52]
(TURNBUCKLE)**



NOTES:

1. BRIFEN WIRE ROPE TO BE 3/4" (19mm) PRE-STRETCHED 3 X 7 CONSTRUCTION.
2. MINIMUM BREAKING LOAD OF FITTED ROPES SHALL BE 36,800 POUNDS (16.7 TONNE F METRIC).
3. COMBINATION MECHANICAL FITTING SHALL DEVELOP MINIMUM BREAKING LOAD AS STATED IN NOTE 2.
4. RIGGING SCREWS SHALL NOT BE LOCATED BETWEEN END ANCHORAGE AND TYPE POST 'A'.
5. WIRE ROPES ARE TO BE TENSIONED AFTER INSTALLATION AND RE-CHECKED AFTER 2-3 WEEKS.

The information herein is proprietary to BRIFEN USA, and shall not be disclosed, duplicated or used otherwise without the express written consent of BRIFEN USA, Inc.

BRIFEN★USA INC.				
Revisions			WIRE ROPE AND FITTINGS	
No.	Date	By	Date	Drawn By
1.	7.21.05	MW	5.17.05	Aaron Wells
2.	8.01.05	MW		
3.	8.04.05	MW		
4.	10.10.05	MW	VERSION 8.8	
5.	12.16.05	MW	Dwg. No.	WRSF-05-202a
			Scale	None
			Sheet No.	2 of 11

Rev. Sheet 2-28-06

2-27-06