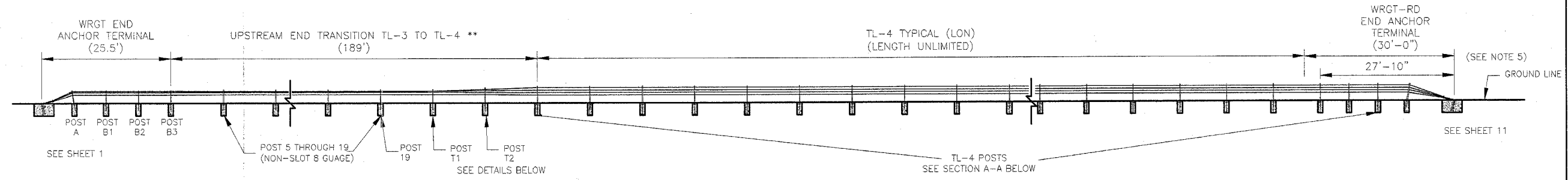
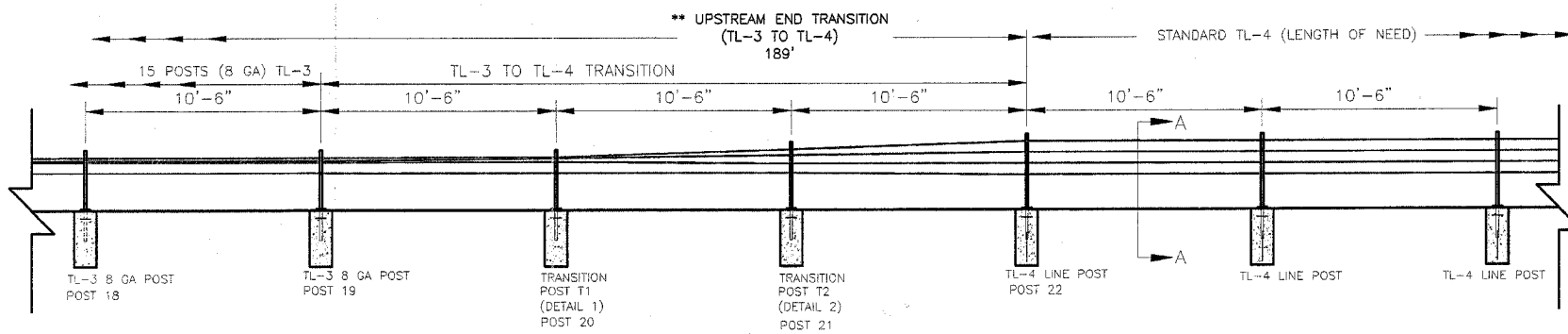


FBI	SECTION	TOTAL
57	2005-0381	SHEETS
STA	COOK/MILL	58
CONTRACT NO. 68A09	ILLINOIS	FED AID PROJECT
		51

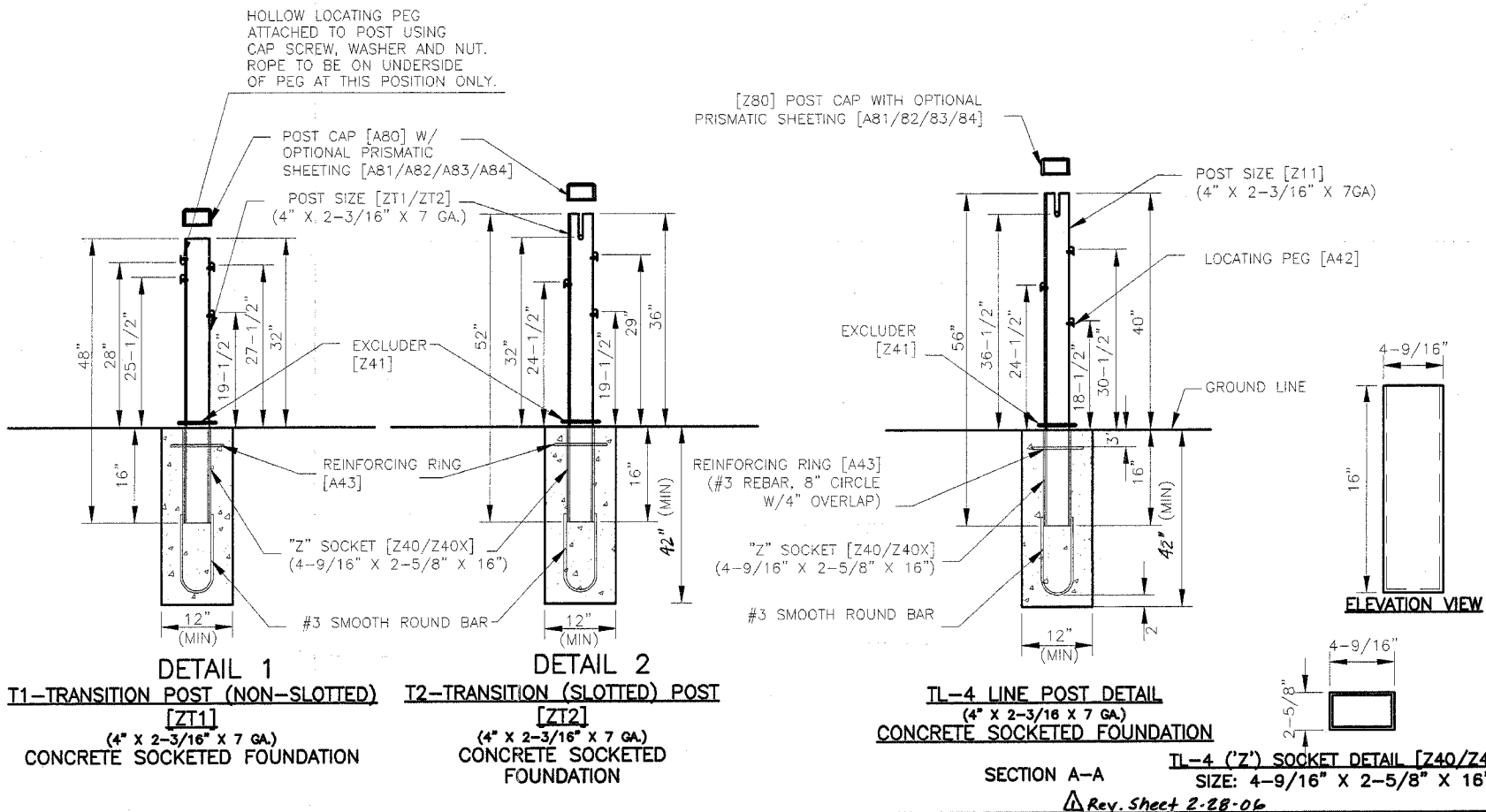


** PAID AS LF OF TL-4 WRSF

TYPICAL TL-4 LAYOUT



ELEVATION AT TRANSITION



NOTES:

- BRIFEN DRAWING, SPECIFICATIONS & PRODUCT MANUAL SHOULD BE REVIEWED PRIOR TO STARTING OF INSTALLATION. FOR ASSISTANCE OR ADDITIONAL INFORMATION CALL 1-866-427-4336 TOLL FREE.
- WIRE ROPE SAFETY FENCE (WRSF) IS RECOMMENDED FOR INSTALLATIONS ON SLOPE OF 6:1 OR FLATTER. THE AREA SHOULD BE RELATIVELY SMOOTH, WITHOUT EDGE DROP-OFFS, ABRUPT SLOPE CHANGES, HOLES, DEBRIS, ETC. THAT COULD PREVENT A VEHICLE FROM IMPACTING THE WRSF WITH ALL WHEELS ON THE GROUND AND SUSPENSION NORMAL. SOME FILLING AND/OR GRADING AND COMPACTION MAY BE NECESSARY. THE ROPES MUST BE PLACED AT DESIGN HEIGHT ABOVE GROUND LINE. TOLERANCE IS ± 1".
- WRSF MAY BE INSTALLED ON EITHER SIDE OF THE ROADWAY. THE RADIUS EDGE OF POSTS SHOULD BE ON THE APPROACH SIDE OF TRAFFIC. LINE POSTS SHALL BE SOCKETED DESIGN, UNLESS OTHERWISE SPECIFIED (ALSO SEE SHEET 5). SPACING MAY BE DECREASED TO AVOID OBSTACLES.
- WRGT-RD END ANCHOR TERMINAL MAY BE USED ON ANY TL-4 WRSF LOCATION SHIELDED FROM TRAFFIC (EXITING ENDS OF BRIDGES, ETC), OR WITHIN HORIZONTAL CLEAR ZONE ON DOWNSTREAM ENDS ONLY IF HEAD-ON IMPACTS ARE UNLIKELY.
- CONCRETE TO BE 3,500 PSI MINIMUM. EXPOSED SURFACES TO BE HAND TROWELED.
- PRISMATIC REFLECTIVE SHEETING (ADHESIVE BACK) WHEN SPECIFIED TO BE FIELD APPLIED. SPECIFY COLOR, POST INTERVAL AND SINGLE OR DOUBLE SIDED.
- EXCLUDER TO BE PUSHED DOWN TIGHT AGAINST TOP OF SOCKET. SOCKET SHALL BE FLUSH WITH THE TOP OF THE FOUNDATION.
- POST 20 (T1) TO BE PINNED TO SOCKET USING ONE 1/4" GALVANIZED PIN THROUGH FILED DRILLED HOLES IN POST AND SOCKET. SHAPE CONCRETE FOR PIN INSERTION.
- END ANCHORAGE AND POST FOUNDATION SIZES ARE DETERMINED BY SOIL CLASSIFICATION AND CONDITION AS WELL AS TEMPERATURE EXTREMES. REFER TO PRODUCT MANUAL OR CONTACT BRIFEN USA REPRESENTATIVE FOR TECHNICAL ASSISTANCE.

THE PROPOSED DEPTHS OF THE CONCRETE SOCKETED FOUNDATIONS AS SHOWN IN THE BRIFEN USA DETAILS SHALL BE 42" (MINIMUM).

The information herein is proprietary to BRIFEN USA, and shall not be disclosed, duplicated or used otherwise without the express written consent of BRIFEN USA, Inc.

BRIFEN★USA INC.

Revisions			TL-4 WRSF DETAIL (4-ROPE, INCLUDE TRANSITION TO TL-3)		
No.	Date	By	Date	Drawn By	Scale
1.	7.21.05	MW	5.17.05	Manita Workman	None
2.	8.01.05	MW			
3.	8.04.05	MW	VERSION 8.8		
4.	10.10.05	MW			
5.	12.16.05	MW	Dwg. No.	WRSF-05-204a	Sheet No. 4 of 11

SECTION A-A
TL-4 ('Z') SOCKET DETAIL [Z40/Z40X]
SIZE: 4-9/16" X 2-5/8" X 16"
Rev. Sheet 2-28-06