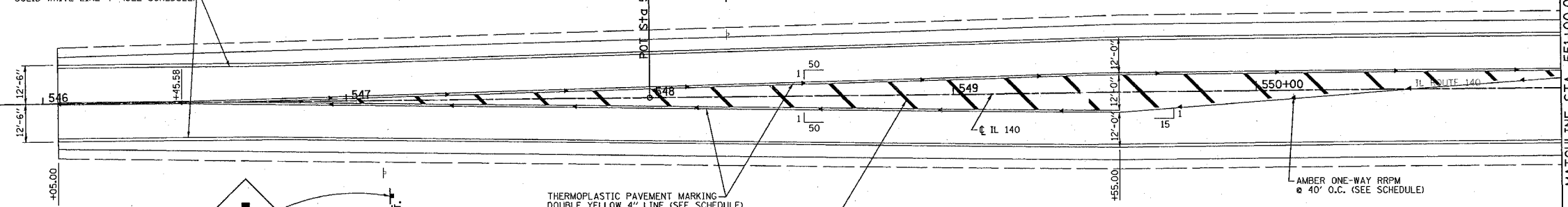


F.A.E. RTE.	SECTION	COUNTY	TOTAL SHEETS	SHEET NO.
785	1331-1	MADISON	29	16
STA.		TO STA.		
FED. ROAD DIST. NO.		ILLINOIS FED. AID PROJECT		

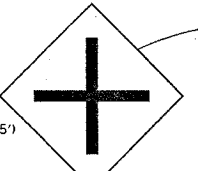


ILLINOIS 140
 STA. 548+25.00
 RELOCATE SIGN PANEL
 TYPE 1 - 5 SQ.FT. (2.5' x 2.0')
 WOOD SIGN SUPPORT - 14 FT.

WM
 THERMOPLASTIC PAVEMENT MARKING
 SOLID WHITE LINE 4" (SEE SCHEDULE)



STA. 547+15.00
 RELOCATE SIGN PANEL
 TYPE 2 - 12.25 SQ.FT. (3.5' x 3.5')
 WOOD SIGN SUPPORT - 15 FT.



THERMOPLASTIC PAVEMENT MARKING
 DOUBLE YELLOW 4" LINE (SEE SCHEDULE)

THERMOPLASTIC PAVEMENT MARKING
 SOLID YELLOW 12" DIAGONALS @ 20' SPACING (SEE SCHEDULE)

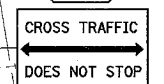

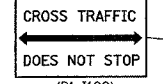
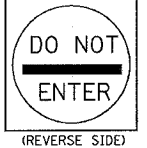
THERMOPLASTIC PAVEMENT MARKING
 SOLID WHITE LINE 4" (SEE SCHEDULE)

STA. 178+21.47

THERMOPLASTIC PAVEMENT MARKING
 DOUBLE YELLOW 4" LINE (SEE SCHEDULE)

SEE DETAIL FOR ISLAND
 DETAIL ON SHEET 17.


STA. 552+25.00
 RELOCATE SIGN PANEL ASSEMBLY TYPE B
 6.25 SQ.FT. (2.5' x 2.5')
 6.25 SQ.FT. (2.5' x 2.5')
 3.75 SQ.FT. (1.5' x 2.5')
 WOOD SIGN SUPPORT - 16 FT.



STA. 554+25.00
 RELOCATE SIGN PANEL
 TYPE 1 - 4.5 SQ.FT. (1.5' x 3.0')
 WOOD SIGN SUPPORT - 12 FT.



STA. 557+20.00
 RELOCATE SIGN PANEL
 TYPE 2 - 12.25 SQ.FT. (3.5' x 3.5')
 WOOD SIGN SUPPORT - 17 FT.



CARE SHALL BE TAKEN WHEN STRIPING CHANNELIZATION FOR WESTBOUND TRAFFIC AROUND CURVE. REFER TO SHEET 19 FOR RADIUS INFORMATION. CHANNELIZATION IS NOT A STRAIGHT LINE

THERMOPLASTIC PAVEMENT MARKING
 SOLID WHITE LINE 4" (SEE SCHEDULE)

STA. 551+25.47 TO STA. 552+40.43
 TWO-WAY AMBER RRPMS @ 40'-0" O.C.

THERMOPLASTIC PAVEMENT MARKING
 DOUBLE YELLOW 4" LINE (SEE SCHEDULE)

SEE DETAIL FOR RURAL LEFT
 TURN RRPMS LAYOUT DETAIL
 ON SHEET 17

THERMOPLASTIC PAVEMENT MARKING
 SOLID WHITE LINE 4" (SEE SCHEDULE)

MATCHLINE STA. 551+00.00

WHITE ONE-WAY RRPMS @ 40' O.C. (SEE SCHEDULE)

THERMOPLASTIC PAVEMENT MARKING
 SOLID WHITE LINE 4" (SEE SCHEDULE)



STA. 551+90.00
 RELOCATE SIGN PANEL
 TYPE 1 - 4.5 SQ.FT. (1.5' x 3.0')
 WOOD SIGN SUPPORT - 14 FT.

THERMOPLASTIC PAVEMENT MARKING - WHITE
 LETTERS AND SYMBOLS (SEE SCHEDULE) (TYP.)

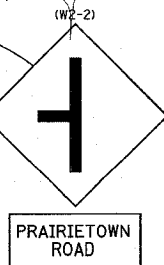
THERMOPLASTIC PAVEMENT MARKING
 SOLID WHITE LINE 4" (SEE SCHEDULE)

THERMOPLASTIC PAVEMENT MARKING
 SOLID WHITE 12" (SEE SCHEDULE)

ILLINOIS 140
 STA. 554+25.00
 RELOCATE SIGN PANEL
 TYPE 1 - 5.0 SQ.FT. (2.5' x 2.0')
 WOOD SIGN SUPPORT - 13 FT.

THERMOPLASTIC PAVEMENT MARKING
 SOLID YELLOW 12" DIAGONALS @ 20' SPACING (SEE SCHEDULE)

THERMOPLASTIC PAVEMENT MARKING
 SOLID WHITE LINE 4" (SEE SCHEDULE)



PRAIRIETOWN ROAD

STA. 555+20.00
 RELOCATE SIGN PANEL ASSEMBLY TYPE B
 12.25 SQ.FT. (3.5' x 3.5')
 2.5 SQ.FT. (1.0' x 2.5')
 WOOD SIGN SUPPORT - 15 FT.

REVISIONS	
NAME	DATE

ILLINOIS DEPARTMENT OF TRANSPORTATION
 PAVEMENT MARKING AND
 SIGNING PLAN
 FAP ROUTE 785 (IL 140)
 SECTION 1331-1
 MADISON COUNTY

SCALE: VERT. _____
 HORIZ. _____
 DATE _____ DRAWN BY _____
 CHECKED BY _____

PLT DATE = 1/26/2006
 FILE NAME = 20060909_17.IN
 REFERENCE = *REF*