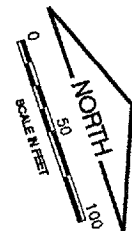


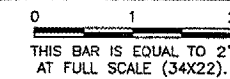
BL059

K:\Bloomington\0508503\Draw\Sheets\
FILE: 05_CONACT2.dwg
LAYOUT: 05_CONACT2
UPDATE BY: adraughan
SURVEY BOOK #
DATE: Wed 1/25/06 11:00am
XREF DWG: AERIAL.dwg
CL_STA.dwg
Cintinfo.dwg
BASE_EXISTGEO.dwg
BASE_PROPGEOD.dwg



REVISIONS

NUMBER	BY	DATE





371 372 373 374 375 376 377 378 379 380 381 382 383 384

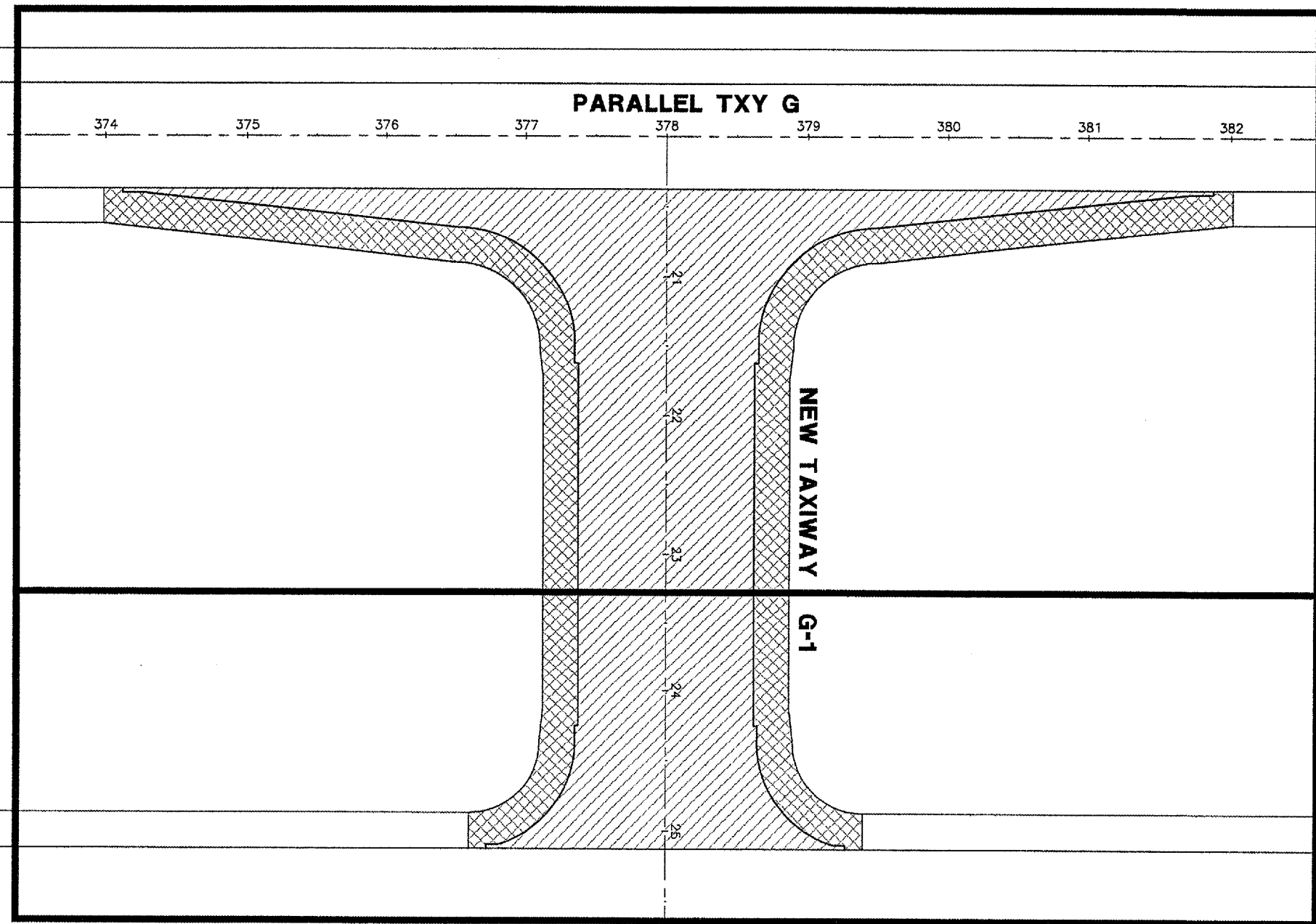
PARALLEL TXY G

NOTES

1. THE WORK IN PHASE 1 SHALL BE EXPIDITED BY THE CONTRACTOR. THE CONTRACTOR WILL HAVE 25 CALENDER DAYS BETWEEN MAY 30, 2006 TO JUNE 23, 2006 TO COMPLETE THIS WORK. DURING THIS TIME PERIOD, RUNWAY 2/20 WILL BE CLOSED.
2. THE CONTRACTOR WILL BE ALLOWED TO WORK IN PHASE 1 AND 2 CONCURRENTLY. WORK IN PHASE 1 WILL TAKE PRIORITY OVER PHASE 2 DUE TO THE CLOSURE OF RUNWAY 2/20.
3. WHEN WORK IS TAKING PLACE IN PHASE 2 ONLY, THE CONTRACTOR WILL CLOSE TAXIWAY G BETWEEN TAXIWAY G-2 AND RUNWAY 11/29 DURING THE DAYTIME ONLY. THE CONTRACTOR WILL REMOVE THE BARRICADES AFTER CLEANING ALL DEBRIS FROM TAXIWAY G PAVEMENT AND WORK AREA AFTER EACH WORK DAY. BARRICADES WILL BE PLACED ALONG TAXIWAY G ADJACENT TO THE WORK AREA DURING THE EVENING.

LEGEND

-  NEW BITUMINOUS SHOULDER
-  NEW PCC TAXIWAY



771 772 773 774 775 776 777 778 779 780 781 782 783 784

RUNWAY 2/20

PHASE 1 WORK LIMITS

PHASE 2 WORK LIMITS

260'

BLOOMINGTON-NORMAL AIRPORT AUTHORITY
CENTRAL ILLINOIS REGIONAL AIRPORT
BLOOMINGTON, ILLINOIS

CONSTRUCT TAXIWAY G-1

CONSTRUCTION ACTIVITY PLAN 2

© Copyright CMT, Inc.
CMT
 CRANFORD, MERRILL & TILLY, INC.
 CONSULTING ENGINEERS
 License No. 184-000618



DESIGN BY:	JEF
DRAWN BY:	DPA
CHECKED BY:	RLV
APPROVED BY:	JEF
DATE:	1/13/2006
JOB No:	05085-0300
ILLINOIS PROJECT	BMI-3452
A.I.P. PROJECT	3-17-0006-XX
SHEET	05 OF 33 SHEETS