

IMAGE FILES:

BLO59

K:\Bloomington\0508503\Draw\Sheets\FILE: 15_WINDCONCABL1.dwg
 LAYOUT: WINDCONCABL1
 UPDATE BY: odraughan
 SURVEY BOOK #
 DATE: Fri 1/13/06 10:44am
 XREF DWG: C:\info.dwg
 BASE_ELEC.dwg
 BASE_PROPGE0.dwg
 BASE_EXISTGEO.dwg
 CL_STA.dwg

LEGEND

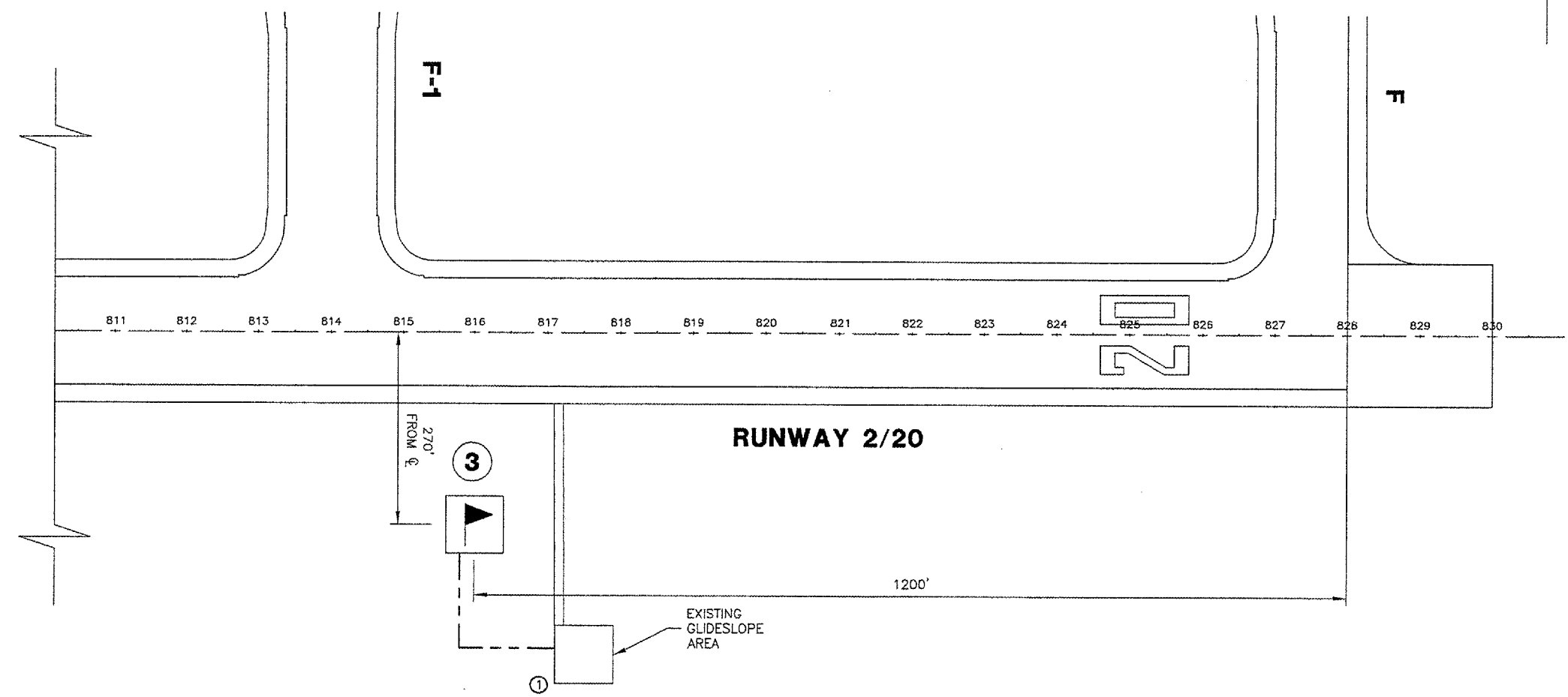
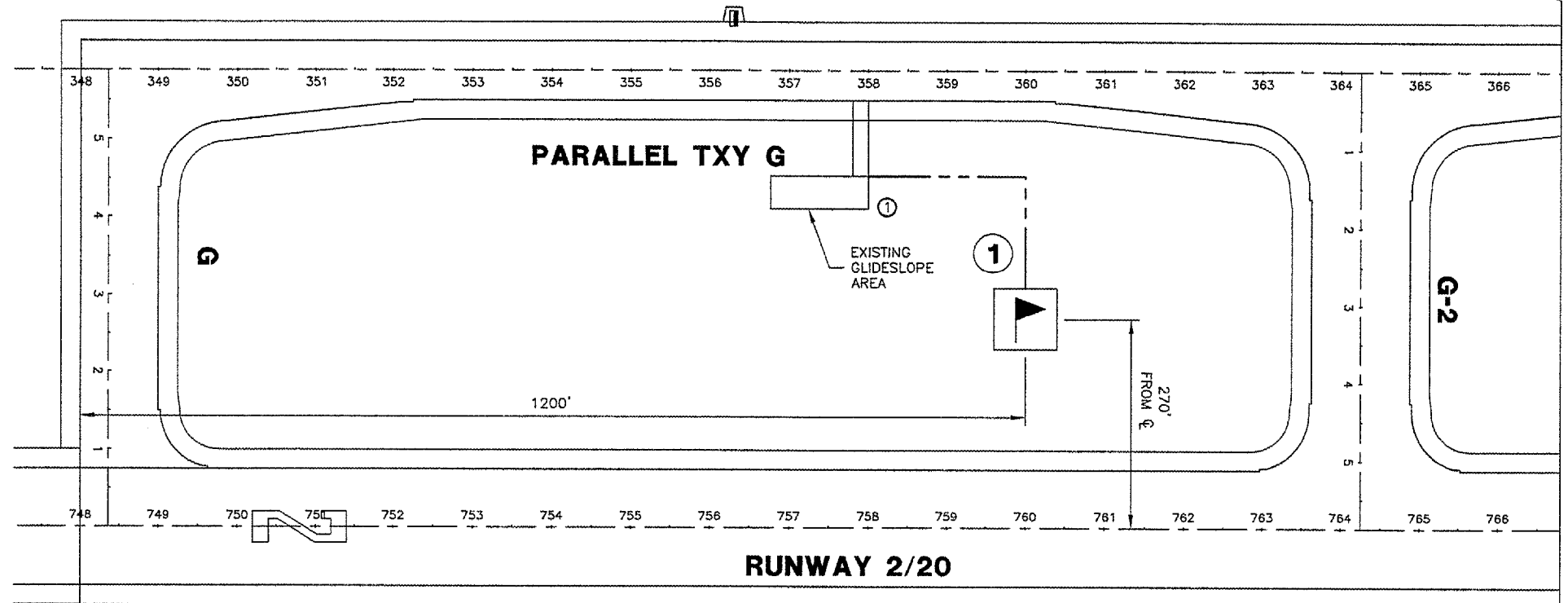
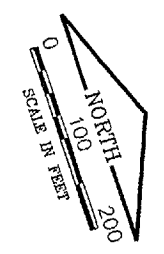
--- NEW WIND CONE POWER CABLE, 2-#8AWG COND., 1-#8AWG GND IN 3/4" UNIT DUCT

▶ NEW WINDCONE

①

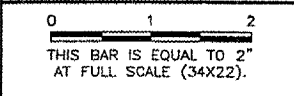
NOTE

① INSTALL UTILITY SERVICE AT GLIDESLOPE SHELTER BLDG., SEE WIND CONE DETAILS.



REVISIONS

NUMBER	BY	DATE



BLOOMINGTON-NORMAL AIRPORT AUTHORITY
CENTRAL ILLINOIS REGIONAL AIRPORT
BLOOMINGTON, ILLINOIS
CONSTRUCT TAXIWAY G-1
WIND CONE CABLING SHEET 1

© Copyright CMT, Inc.
CMT
 CRAWFORD, MURPHY & TILLY, INC.
 CONSULTING ENGINEERS
 License No. 184-000613

DESIGN BY:	TM
DRAWN BY:	DPA
CHECKED BY:	RLV
APPROVED BY:	JEF
DATE:	1/13/2006
JOB No:	05085-0300
ILLINOIS PROJECT	BMI-3452
A.I.P. PROJECT	3-17-0006-XX
SHEET	15 OF 33 SHEETS