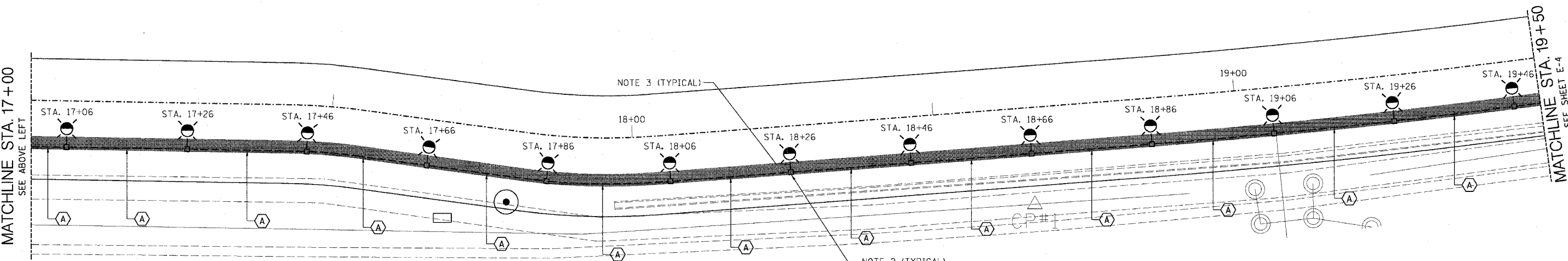
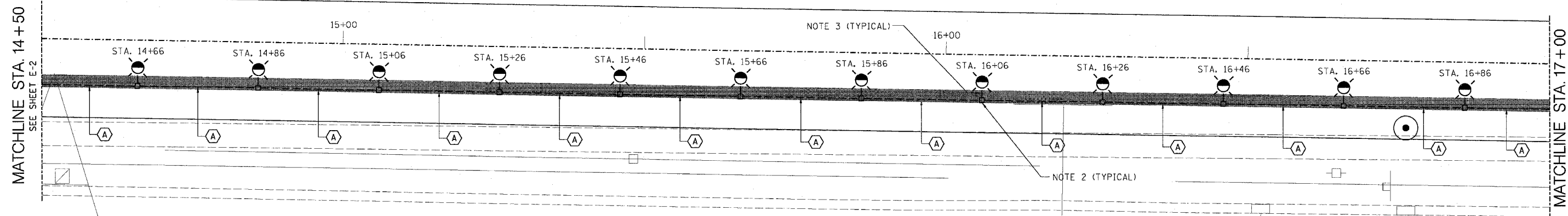


DES PLAINES RIVER

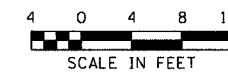


NOTES:

1. SEE SHEET NUMBER E-1 FOR LEGEND, ABBREVIATIONS AND GENERAL NOTES.
2. 12" x 8" x 8" PULLBOX EMBEDDED IN FLOODWALL ABOVE SHEET PILE.
3. 1-1/2" RGS CONDUIT EMBEDDED IN FLOODWALL. INSTALL CONDUIT FOR MOUNTING FLOOD WALL LUMINAIRE 9'-5" ABOVE THE BIKE TRAIL PAVEMENT. SEE DETAIL ON SHEET E-2.

CABLE GROUPINGS SCHEDULE

- (A) 6-1/C #6 & 1-1/C #8 GROUND IN 2" PVC CONDUIT EMBEDDED IN FLOOD WALL



| REVISION | |
|----------|-------------|
| DATE | DESCRIPTION |
| | |
| | |
| | |
| | |

DESIGNED BY: D.E.S.
DRAWN BY: H.A.R.
CHECKED BY: _____
CHECKED BY: _____

PLANS PREPARED BY:

CTE | AECOM

CTE
303 East Wacker Drive, Suite 600, Chicago, Illinois 60601-5276
T 312.938.0300 F 312.938.1109 www.cte.aecom.com

FR-416