

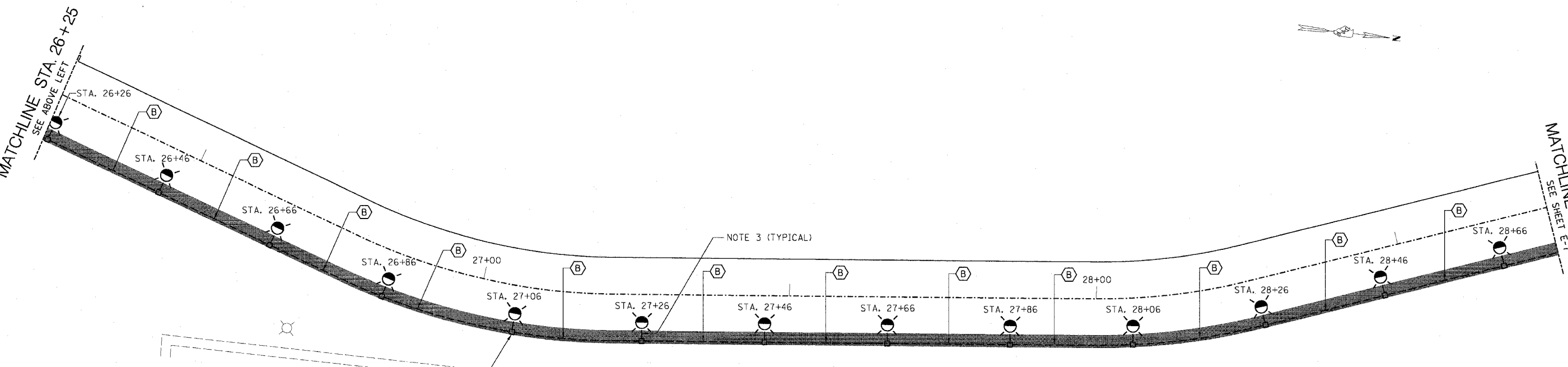
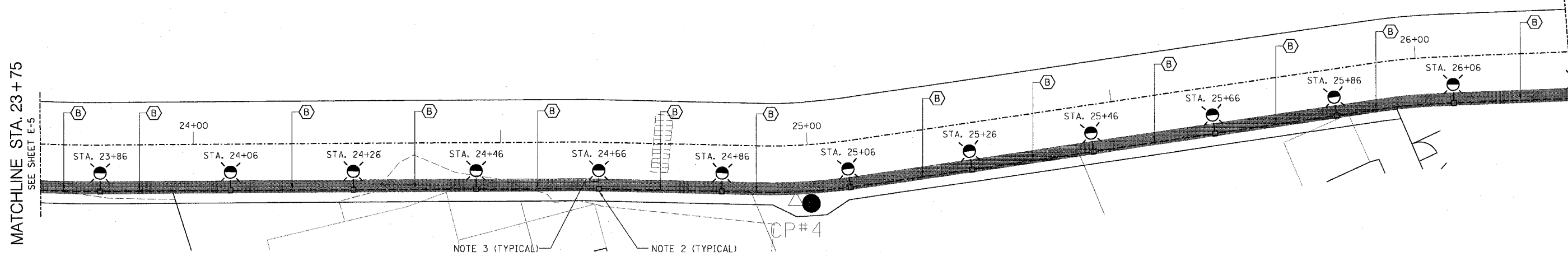
DES PLAINES RIVER

MATCHLINE STA. 23 + 75
SEE SHEET E-5

MATCHLINE STA. 26 + 25
SEE BELOW RIGHT

MATCHLINE STA. 26 + 25
SEE ABOVE LEFT

MATCHLINE STA. 28 + 75
SEE SHEET E-7

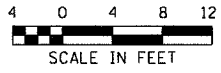


NOTES:

1. SEE SHEET NUMBER E-1 FOR LEGEND, ABBREVIATIONS AND GENERAL NOTES.
2. 12" x 8" x 8" PULLBOX EMBEDDED IN FLOODWALL ABOVE SHEET PILE.
3. 1-1/2" RGS CONDUIT EMBEDDED IN FLOODWALL. INSTALL CONDUIT FOR MOUNTING FLOOD WALL LUMINAIRE 9'-5" ABOVE THE BIKE TRAIL PAVEMENT. SEE DETAIL ON SHEET E-2.

CABLE GROUPINGS SCHEDULE

3-1/2" #2, 3-1/2" #6 & 1-1/2" #2 GROUND IN 2" PVC CONDUIT EMBEDDED IN FLOOD WALL



REVISION	
DATE	DESCRIPTION

DESIGNED BY: _____
CHECKED BY: _____
H.A.R.
DRAWN BY: _____

PLANS PREPARED BY:
CTE | AECOM

CTE
303 East Wacker Drive, Suite 600, Chicago, Illinois 60601-5276
T 312.938.0300 F 312.938.1109 www.cte.aecom.com

FR-416

01/30/2006 07:40:07 PM p:\p60003332\elect\shf\06E-06.sht