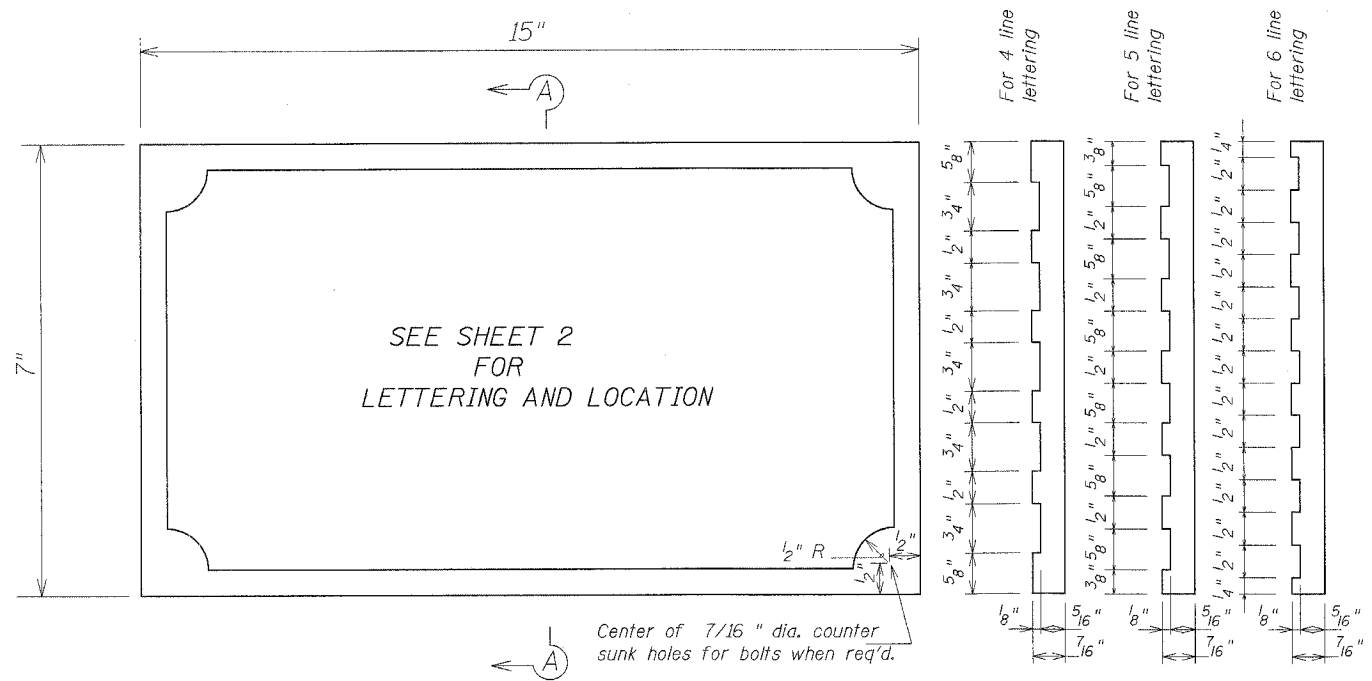


STANDARD SYMBOLS

Center Line.....	-----
Property Line.....	-----
Existing Right of Way.....	-----
Proposed Right of Way.....	-----
Permanent Easement.....	Perm. Ease.
Temporary Easement.....	Temp. Ease.
Railroad Tracks.....	
Existing Culvert.....	====
Culvert to be Constructed.....	====
Guy Wire or Anchor.....	○-----
Guy Pole.....	○-----
Powerline Pole.....	■-----
Telephone or Telegraph Pole.....	●-----
Pipelines.....	-----
Gas.....	G-----
Water.....	W-----
Oil.....	O-----
Storm Sewer.....	SS-----
Sanitary Sewer.....	San-----
Electric Cable, U (Underground), A (Aerial).....	E-----
Telephone Cable, U (Underground), A (Aerial).....	T-----
Cable Television, U (Underground), A (Aerial).....	TV-----
Catch Basin.....	○
Manhole.....	○
Inlet.....	□
Waterline Valve.....	⊥
Fire Hydrant.....	⊕
Vents.....	V
Meter Boxes.....	M
Traps, Grease etc.....	T
Cistern or Well.....	C
Cesspool or Septic Tank.....	●
Fountain.....	F
Fenceline.....	x-----x
Direction of Flow.....	→
Bridge.....	====
Tailwater Gage Pipe.....	-----

Tree.....	⊕
Existing Concrete Revetment Blocks.....	⊞



DETAIL OF NAME PLATE

**Material** - Best quality brass or bronze.

**Bordering and Lettering** - Raised 1/8", square cut and not tapered. Top surface polished.

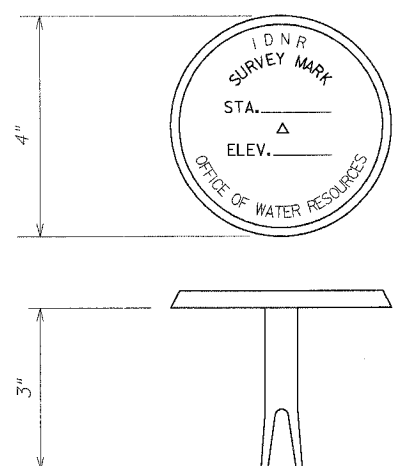
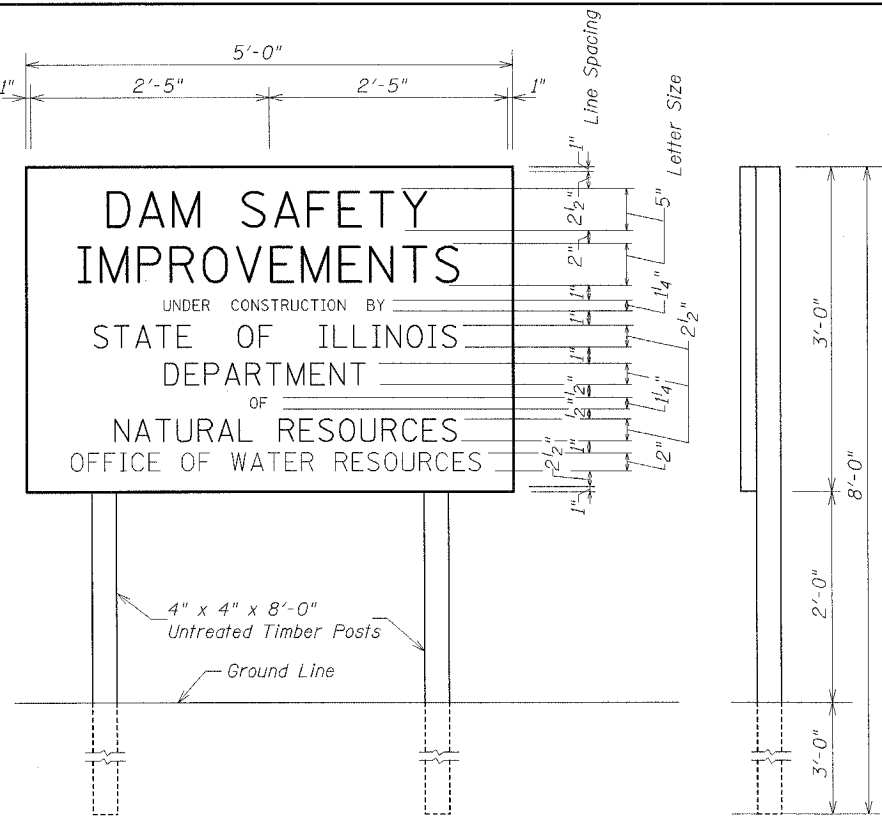
**Fastenings** - For concrete rails and culvert headwalls: 4 lugs at least 3" long cast on back of plate.  
For steel rails: plate to be bolted on with 4 - 3/8" dia. brass or bronze hex head bolts.

CONSTRUCTION SIGN

Signs shall be made of 1" lumber rigidly cleated, or of metal (18 ga.). The Contractor shall furnish all material and labor for constructing and erecting the signs. The signs shall be placed prior to the starting of actual construction operations at each end of the construction section or as directed by the Engineer. Before any sign is erected, it shall be approved by the Engineer as to its appearance and quality of construction. The signs shall remain in place and shall be maintained in satisfactory condition until the project is accepted by the department. The Contractor shall then remove the signs and the material will become his property.

The letters on the sign shall be black mechanical style on a white background and appropriate border lines. The signs shall be painted by a professional painter, and the size of the letters shall be as shown on these Plans.

No extra compensation will be allowed the Contractor for these signs and the cost shall be considered incidental to the contract.



Bench Mark to be furnished by the Office of Water Resources. See Design Plans for location.

Cost of placing shall be considered incidental to the Contract.

**NOTE TO CONTRACTOR**

The Standards for the Construction Sign, Name Plate and Bench Mark shown on this sheet shall be used only when called for on the Plans.

S:\DOCUMENT\02348801\CIVIL\DGN\STD000N9.DGN

11-47-47

DRAGASMZ  
1-13-2005

Designed By: MD  
Checked By: RUM  
Drawn By: JES  
Checked By: RUM