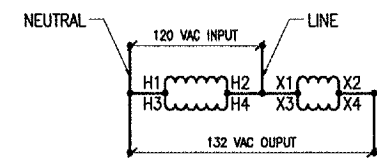
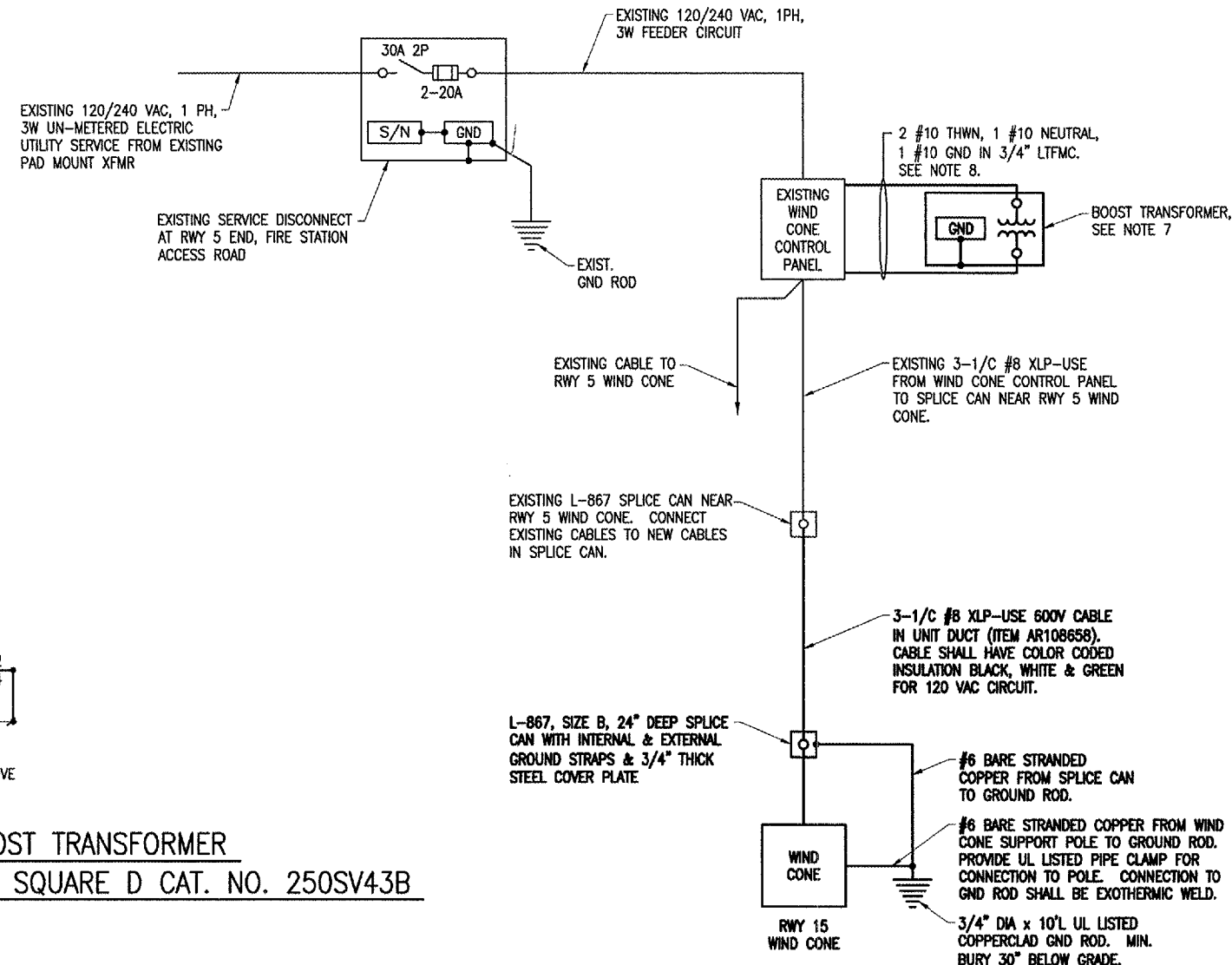


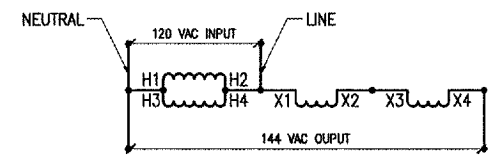
ELECTRICAL NOTES

1. ALL ELECTRICAL EQUIPMENT SHALL BE INSTALLED IN CONFORMANCE WITH NFPA70 (MOST CURRENT ISSUE IN FORCE), THE RESPECTIVE EQUIPMENT MANUFACTURER'S DIRECTIONS AND ALL OTHER APPLICABLE LOCAL CODES, LAWS, ORDINANCES, AND REQUIREMENTS IN FORCE. ANY INSTALLATIONS WHICH VOID THE U.L. LISTING, ETL LISTING, (OR OTHER THIRD PARTY LISTING) AND/OR THE MANUFACTURER'S WARRANTY OF A DEVICE SHALL NOT BE PERMITTED.
2. CONTRACTOR SHALL COORDINATE ANY POWER OUTAGES TO EXISTING EQUIPMENT WITH THE AIRPORT MANAGER, AND THE RESIDENT ENGINEER.
3. ALL EQUIPMENT NOT LABELED AS EXISTING IS NEW.
4. PROVIDE NEMA 4 HUBS FOR ALL CONDUIT ENTRIES INTO NEMA 4 RATED ENCLOSURES.
5. ALL CONDUCTORS/WIRING SHALL BE COPPER.
6. WIND CONES SHALL BE PAID FOR UNDER AR107408.
7. BOOST TRANSFORMER FOR WIND CONE WITH A LOAD OF APPROXIMATELY 3.5 AMPS SHALL BE 250 VA, 120 VAC, TO 132 VAC UNIT, SQUARE D CAT. NO. 250S43B OR APPROVED EQUAL. BOOST TRANSFORMER FOR A WIND CONE WITH A LOAD OF APPROXIMATELY 7 AMPS SHALL BE 250 VA, 120 VAC, TO 144 VAC UNIT, SQUARE D CAT. NO. 250S43B OR APPROVED EQUAL. INTERFACE & CONNECT BOOST TRANSFORMER TO EXISTING CONTROL PANEL.
8. LTFMC DENOTES LIQUID TIGHT FLEXIBLE METAL CONDUIT. LIQUID TIGHT FLEXIBLE METAL CONDUIT AND ASSOCIATED FITTINGS SHALL BE U.L. LISTED TO MEET THE REQUIREMENTS OF NEC 350.6., SUITABLE FOR GROUNDING AND SUNLIGHT RESISTANT. LIQUID TIGHT FLEXIBLE METAL CONDUIT THAT IS USED FOR FLEXIBILITY (INCLUDING CONNECTIONS TO TRANSFORMERS) SHALL REQUIRE AN EXTERNAL BONDING JUMPER OR INTERNAL EQUIPMENT GROUNDING CONDUCTOR PER NEC 350.60. DO NOT INSTALL LIQUID TIGHT FLEXIBLE METAL CONDUIT THAT IS NOT UL LISTED.



NOTE:  
CONFIRM WIRING WITH RESPECTIVE  
TRANSFORMER MFR.

**120 VAC TO 132 VAC BOOST TRANSFORMER  
CONNECTION DIAGRAM FOR SQUARE D CAT. NO. 250SV43B**



NOTE:  
CONFIRM WIRING WITH RESPECTIVE  
TRANSFORMER MFR.

**120 VAC TO 144 VAC BOOST TRANSFORMER  
CONNECTION DIAGRAM FOR SQUARE D  
CAT. NO. 250SV43B TRANSFORMER**

**ELECTRICAL ONE LINE DIAGRAM  
FOR RUNWAY 15 WIND CONE**

WORK SHOWN ON THIS  
SHEET IS FOR BASE  
BID

BY	
REVISION	
DATE	

MT. VERNON AIRPORT  

 MT. VERNON, ILLINOIS  
 A.I.P. PROJ.: 3-17-0074-B12  
 I.L. PROJ.: MW-3539

Project No. 819-06RWYD	12/02/05
Drawn E-603.DWG	12/05/05
Scale NONE	12/16/05
Date 12/16/05	
LAYOUT KNL	
DRAWN MY	
REVIEWED CAH	

**HANSON**  
 Hanson Professional Services Inc.  
 1525 South Sixth Street  
 Springfield, Illinois 62703-2886  
 Offices Nationwide

RUNWAY 15-33  
 P.F.C. OVERLAY  
 ELECTRICAL ONE LINE  
 DIAGRAM FOR WIND CONE

JAN 19, 2006 8:33 PM RAW  
 I:\AIRPORTS\MV\VERNON\119-06RWYD\AIRPORT\_SHEETS\E-603.DWG - Work-FLR