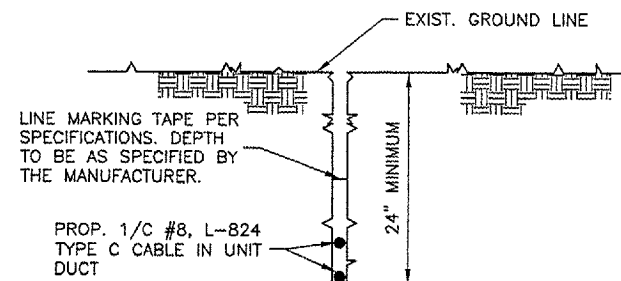


**TRENCH DETAIL**  
N.T.S.

- NOTES**
1. TRENCHES WITH MORE THAN 2 CABLES SHALL BE INCREASED 3" IN WIDTH FOR EACH ADDITIONAL CABLE. IF SPECIFIED ON PLANS, TWO PARALLEL TRENCHES MAY BE CONSTRUCTED.
  2. DEPTH OF TRENCHES SHALL BE AS SHOWN ABOVE UNLESS OTHERWISE SPECIFIED ON THE PLANS.
  3. SAND BACKFILL SHALL BE USED IF THE EXISTING SOIL DOES NOT MEET THE BACKFILL REQUIREMENTS.
  4. ALL DISTURBED SURFACES SHALL BE RESTORED TO THEIR ORIGINAL CONDITION. COST IS INCIDENTAL TO ITEM 108.

NOTE: AT CONTRACTOR'S OPTION, CABLE PLOWING MAY BE USED IN LIEU OF TRENCHING

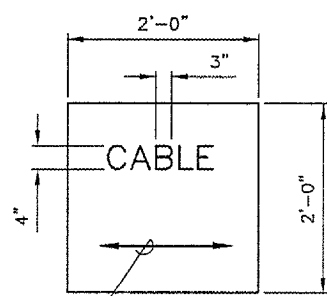
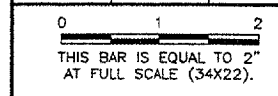


NOTE: WHERE TWO UNIT DUCTS ARE TO BE INSTALLED, CONTRACTOR MAY PLOW UNIT DUCTS SEPERATELY (SIDE BY SIDE)

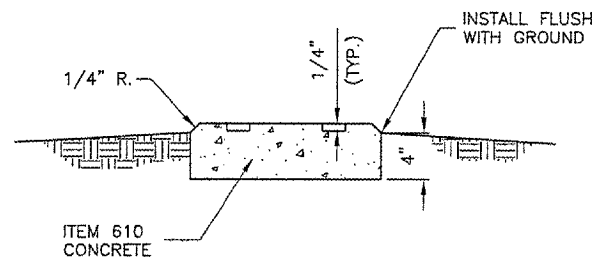
**CABLE IN UNIT-DUCT - PLOWED**  
N.T.S.

**REVISIONS**

NUMBER	BY	DATE

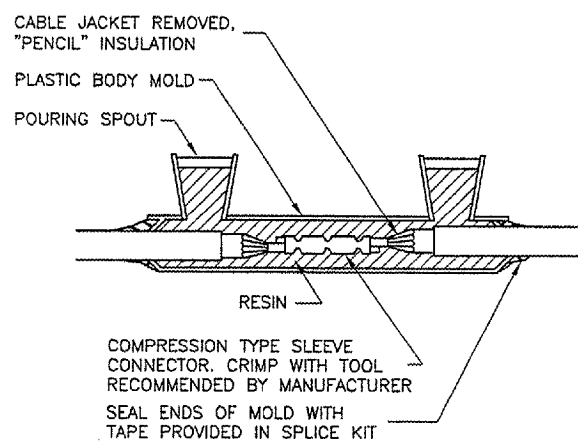


ARROW TO INDICATE THE DIRECTION OF THE CABLE RUN



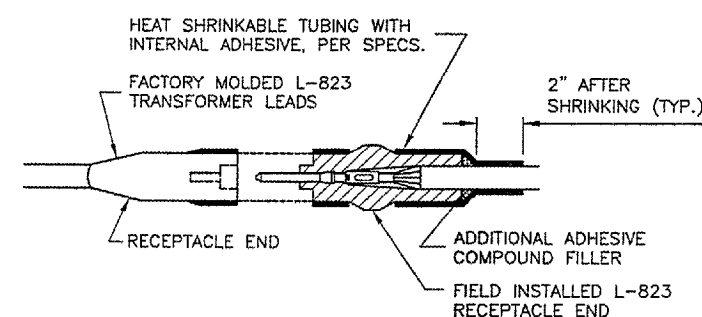
**TURF CABLE / SPLICE MARKER**  
N.T.S.

- NOTES**
1. CABLE MARKERS SHALL BE INSTALLED AT ALL BENDS AND EVERY 200' ALONG THE HOMERUN.
  2. ITEM 610 CONCRETE SHALL BE USED.
  3. ALL EXPOSED EDGES SHALL BE EDGED WITH A 1/4" RADIUS TOOL.
  4. THE COST OF FURNISHING AND INSTALLING NEW MARKERS SHALL BE INCIDENTAL TO THE ASSOCIATED ITEMS.
  5. 0.049 CU. YD. CONCRETE PER MARKER.
  6. A MARKER CONFORMING TO THIS DETAIL MARKED "SPLICE" SHALL BE INSTALLED AT ALL SPLICE LOCATIONS NOT IN LIGHT CANS OR MANHOLES.



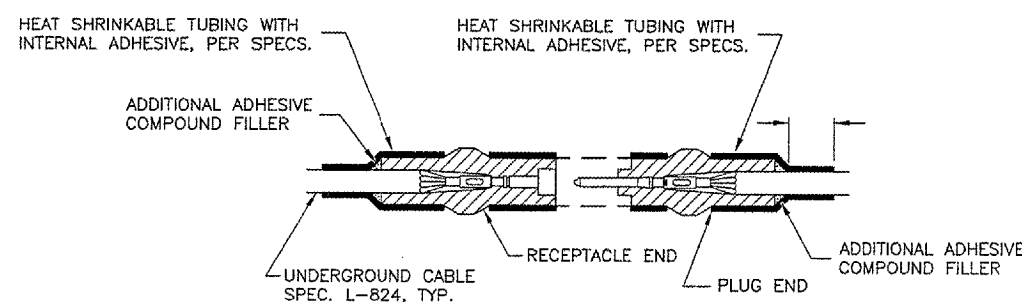
FOR IN-LINE CONNECTIONS OF EXISTING CABLES CUT DURING CONSTRUCTIONS.

**TYPE A**



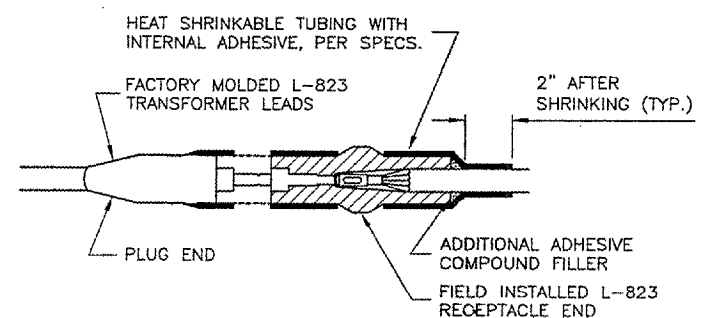
FOR SPLICES AT TAXIWAY LIGHTS AND SIGNS.

**TYPE C**



NOT TO BE USED IN THIS PROJECT UNLESS OTHERWISE DIRECTED BY ENGINEER

**TYPE B**



FOR SPLICES AT TAXIWAY LIGHTS AND SIGNS.

**TYPE D**

**CABLE SPLICES**  
N.T.S.  
**NOTES**

1. INSIDE DIAMETER OF CONNECTOR SHALL PROPERLY MATCH THE OUTSIDE DIAMETER OF CABLE.
2. THE COST OF FURNISHING AND INSTALLING ALL SPLICE MATERIALS SHALL BE INCIDENTAL TO THE ASSOCIATED CABLE ITEMS.
3. THE CONTRACTOR SHALL HAVE A MINIMUM OF TWO (2) TYPE A SPLICE KITS ON THE JOB SITE AT ALL TIMES FOR EMERGENCY REPAIRS.

**VERMILLION COUNTY AIRPORT**  
**DANVILLE, ILLINOIS**  
**EXTEND PARALLEL TAXIWAY 600 FEET**  
**ELECTRICAL DETAILS SHEET 4**

© Copyright, CMT, Inc.  
**CMT**  
 CRAWFORD, MURPHY & TILLY, INC.  
 CONSULTING ENGINEERS  
 License No. 184-000613

DESIGN BY:	JEF
DRAWN BY:	DPA
CHECKED BY:	SMH
APPROVED BY:	JEF
DATE:	01/13/2006
JOB No:	05042-0300
ILLINOIS PROJECT DNV-3537	
A.I.P. PROJECT 3-17-0032-B10	
SHEET 19 OF 29 SHEETS	