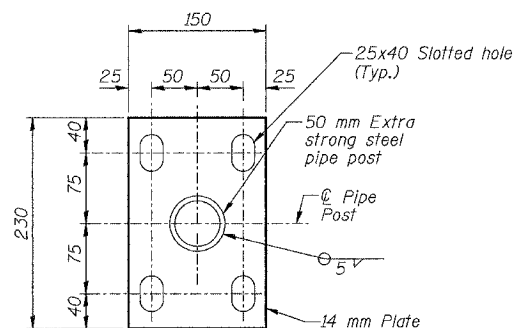
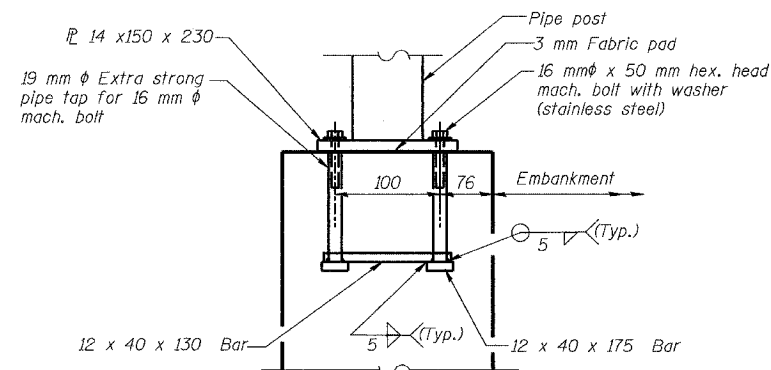
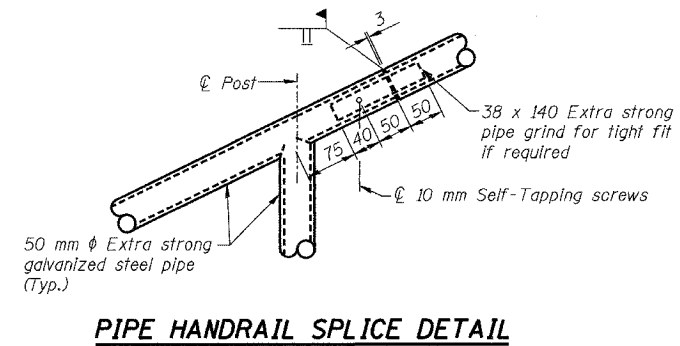
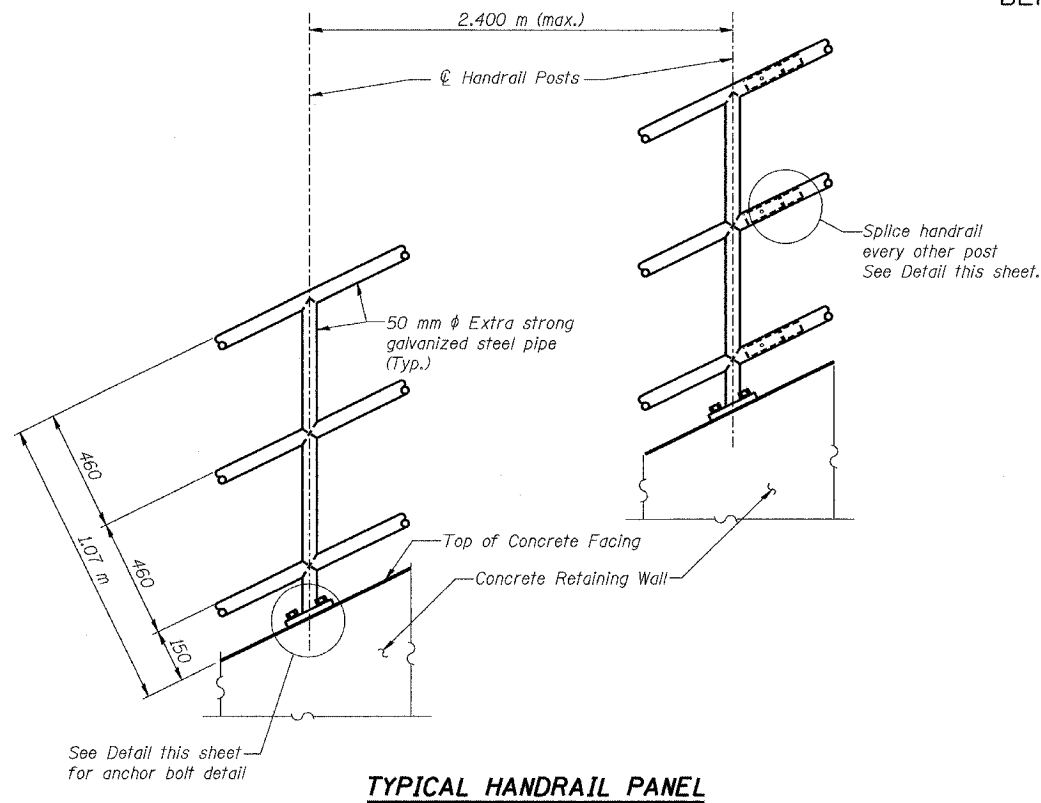


ROUTE NO.	SECTION	COUNTY	TOTAL SHEETS	SHEET NO.
FAP 337 (IL. 22)	BR-1	LAKE	800	548
FED. ROAD DIST. NO.	ILLINOIS	FED. AID PROJECT		

STATE OF ILLINOIS  
DEPARTMENT OF TRANSPORTATION



**ANCHOR BOLT DETAIL FOR HANDRAIL POST**

**BASE PLATE FOR HANDRAIL POST**

**NOTES:**

- All dimensions are in millimeters (mm) except as noted.
- See Sheet 1 of 23 for Limits of Pipe Handrail, Special.
- The Contractor shall coordinate with the Pipe Handrail fabricator for the as-built locations of the posts prior to fabricating Pipe Handrail. Post spacing shall be a maximum of 2.4 m and insure a 100 mm minimum clearance from anchor bolts to edge of concrete.
- Railing, posts, base plates and bolts, nuts and washers for pipe handrail connections shall be galvanized (See Special Provisions).
- All Pipe Handrail bends shall be made with an inside Radius of 150 mm.
- Bent Railing should not be ordered until Field Verification of Final As-Built Wall Geometry.
- The quantity shown for Pipe Handrail, Special on Sheet 2 of 3 includes one rail length per meter along the top of the wall. See Special Provisions.

PIPE HANDRAIL, SPECIAL DETAILS			
Date	Designed	ACW	F.A.P. RTE. 337 (IL. RTE. 22) SECTION 19R-1 WEST OF U.S. 12 TO EAST OF BEUSCHING ROAD LAKE COUNTY STATION 7+480.000 TO 7+550.000
Revisions	Drawn	BKN	
	Checked	KWB	
	Approved	KWB	
Prepared By:	<b>URS</b> 3040 North University Avenue Decatur, IL 62526		Sheet No. <b>3</b> of 3
			URS Job No. 2100001385.01