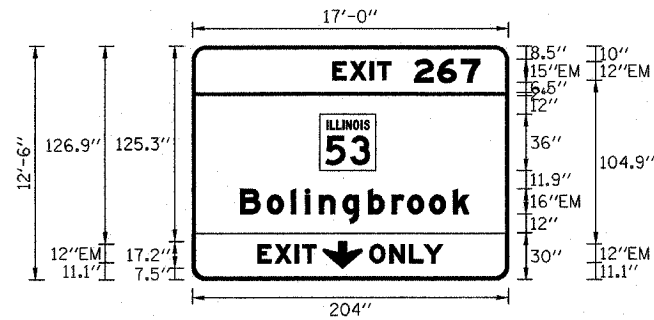


SIGN DETAIL
1:75



SIGN NUMBER	1S099I055L268.0
WIDTH x HGHT.	17'-0" x 12'-6"
BORDER WIDTH	2"
CORNER RADIUS	9"
MOUNTING	Overhead
BACKGROUND	TYPE: Reflective COLOR: Green /Yellow
LEGENDBORDER	TYPE: Reflective COLOR: White /Black

SYMBOL	X	Y	WID	HT
SRMB_2	82.4	70.1	35.9	36
ARDOWN	84.5	7.2	25	17.2

Dimensions are in inches.tenths

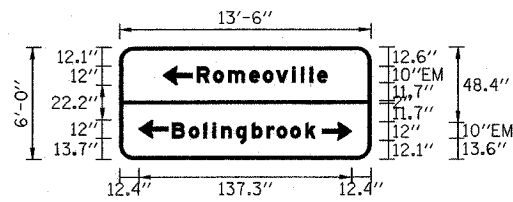
Letter locations are panel edge to lower left corner

LETTER POSITIONS (X)											LENGTH	SERIESSIZE	
E	X	I	T	2	6	7							EM12,EM15
90.5	101.8	114.6	119.5	148.3	158.4	173.4							94.9
B	o	l	i	n	g	b	r	o	o	k			EM16/12
31	48.3	63.7	72.8	82	97.2	113.5	128.7	138.9	152.9	168.3			147.5
E	X	I	T										EM12
42.1	53.4	66.3	71.1										37.8
O	N	L	Y										EM12
114.4	127.3	139.9	149.6										47.2

DATE	
BY	
PLAN	
NO.	
DATE	
BY	
PROFILE	
NO.	

DATE	
BY	
PROFILE	
NO.	

SIGN DETAIL
1:75



SIGN NUMBER	
WIDTH x HGHT.	13'-6" x 6'-0"
BORDER WIDTH	2"
CORNER RADIUS	9"
MOUNTING	Ground Mount
BACKGROUND	TYPE: Reflective COLOR: Green/Green
LEGENDBORDER	TYPE: Reflective COLOR: Pure White

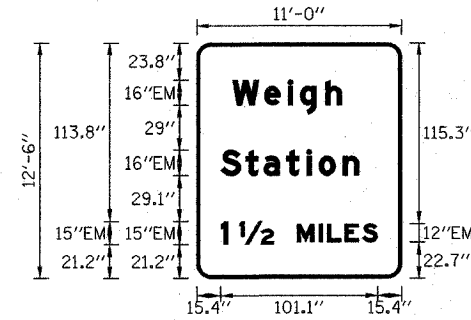
SYMBOL	X	Y	WID	HT
ARMED	28	47.9	12	18.9
ARMED	12.4	13.7	12	18.9
ARMED	130.7	12.1	18.9	12

Dimensions are in inches.tenths

Letter locations are panel edge to lower left corner

LETTER POSITIONS (X)											LENGTH	SERIESSIZE	
R	o	m	e	o	v	i	l	l	e				EM10/7.5
49.8	60.4	70	83.7	92.4	100.9	111.1	116.9	122.6	127.6				84.2
B	o	l	i	n	g	b	r	o	o	k			EM10/7.5
33.8	44.6	54.3	60	65.7	75.2	85.4	94.9	101.3	110	119.7			92.2

SIGN DETAIL
1:75



F.A.I. RTE.	SECTION	COUNTY	TOTAL SHEETS	SHEET NO.
55	2002-022 K	WILL	172	106
STA.	TO STA.			
FED. ROAD DIST. NO.	ILLINOIS	FED. AID PROJECT		
CONTRACT # 62389				

SIGN NUMBER	1S099I055L268.0
WIDTH x HGHT.	11'-0" x 12'-6"
BORDER WIDTH	2"
CORNER RADIUS	9"
MOUNTING	Overhead
BACKGROUND	TYPE: Reflective COLOR: Green
LEGENDBORDER	TYPE: Reflective COLOR: Pure White

SYMBOL	X	Y	WID	HT

Dimensions are in inches.tenths

Letter locations are panel edge to lower left corner

LETTER POSITIONS (X)											LENGTH	SERIESSIZE	
W	e	i	g	h									EM16/12
23.2	43.7	58.9	66.9	83.2	93.5								71.4
S	t	a	t	i	o	n							EM16/12
15.4	31.6	43.3	57.9	70.9	78.9	94.3							89.1
1	1/2	M	I	L	E	S							EM15,EM12
15.7	27.7	64.6	78.8	84.2	95.5	106.8							100.8

REVISIONS	
NAME	DATE

ILLINOIS DEPARTMENT OF TRANSPORTATION
I-55 (STEVENSON EXPY.) AT ILL. RTE. 53

SIGN PANEL DETAILS - 2

SCALE: NONE
DATE: OCTOBER, 2004

DRAWN BY: RV
DESIGNED BY: AS
CHECKED BY: AS

SGN-5