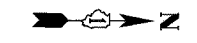
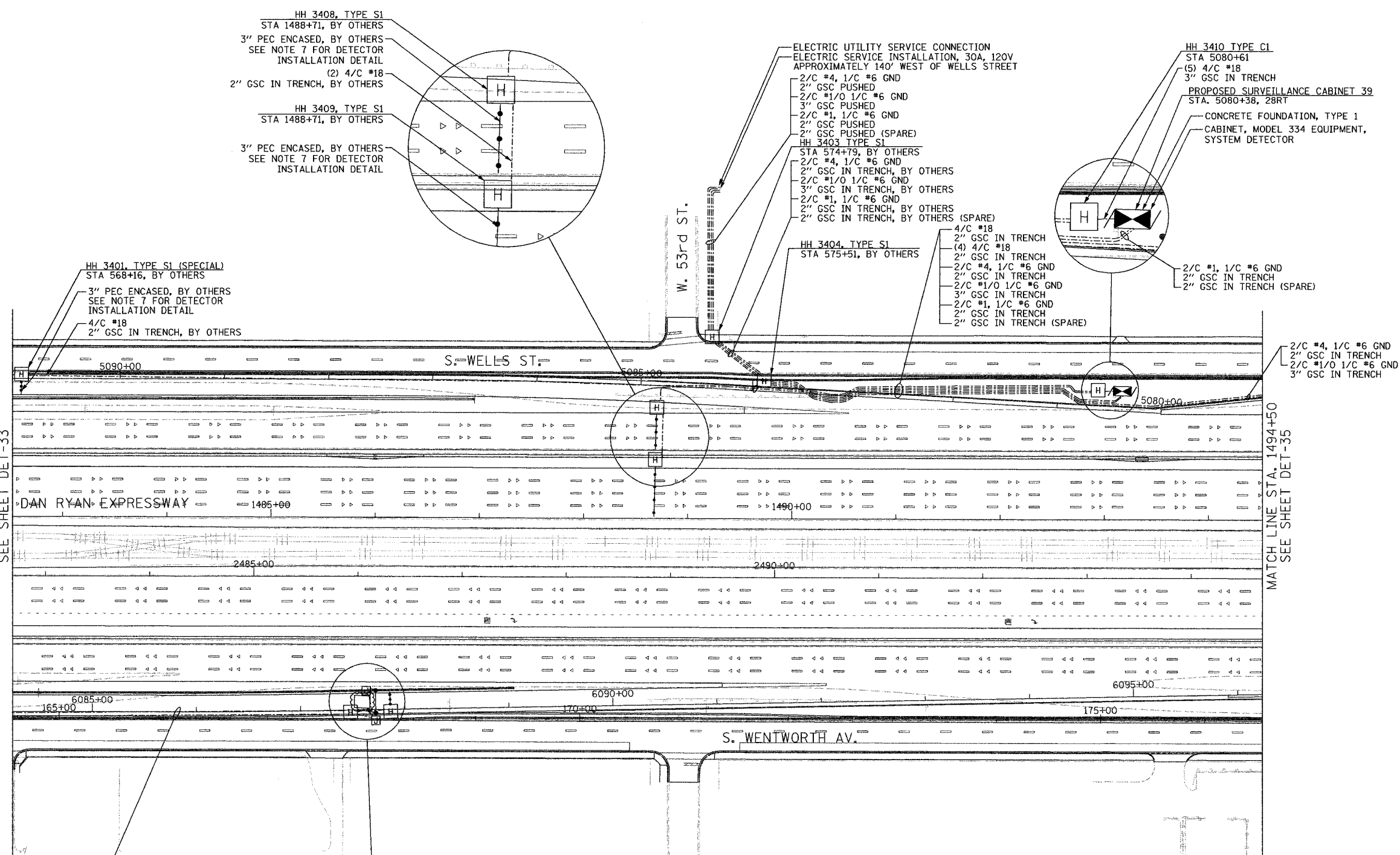


SECTION	COUNTY	TOTAL SHEETS	SHEET NO.
2003-0311	COOK	976	747
STA. 1482+50 TO STA. 1494+50			
FED. ROAD DIST. NO. 62583		ILLINOIS FED. AID PROJECT	



MATCH LINE STA. 1482+50
SEE SHEET DET-33

MATCH LINE STA. 1494+50
SEE SHEET DET-35



HH 3408, TYPE S1
STA 1488+71, BY OTHERS
3" PEC ENCASED, BY OTHERS
SEE NOTE 7 FOR DETECTOR
INSTALLATION DETAIL
(2) 4/C #18
2" GSC IN TRENCH, BY OTHERS

HH 3409, TYPE S1
STA 1488+71, BY OTHERS
3" PEC ENCASED, BY OTHERS
SEE NOTE 7 FOR DETECTOR
INSTALLATION DETAIL

HH 3401, TYPE S1 (SPECIAL)
STA 568+16, BY OTHERS
3" PEC ENCASED, BY OTHERS
SEE NOTE 7 FOR DETECTOR
INSTALLATION DETAIL
4/C #18
2" GSC IN TRENCH, BY OTHERS

ELECTRIC UTILITY SERVICE CONNECTION
ELECTRIC SERVICE INSTALLATION, 30A, 120V
APPROXIMATELY 140' WEST OF WELLS STREET
2/C #4, 1/C #6 GND
2" GSC PUSHED
2/C #1/0 1/C #6 GND
3" GSC PUSHED
2/C #1, 1/C #6 GND
2" GSC PUSHED (SPARE)
HH 3403, TYPE S1
STA 574+79, BY OTHERS
2/C #4, 1/C #6 GND
2" GSC IN TRENCH, BY OTHERS
2/C #1/0 1/C #6 GND
3" GSC IN TRENCH, BY OTHERS
2/C #1, 1/C #6 GND
2" GSC IN TRENCH, BY OTHERS
2" GSC IN TRENCH, BY OTHERS (SPARE)

HH 3404, TYPE S1
STA 575+51, BY OTHERS
4/C #18
2" GSC IN TRENCH
(4) 4/C #18
2" GSC IN TRENCH
2/C #4, 1/C #6 GND
2" GSC IN TRENCH
2/C #1/0 1/C #6 GND
3" GSC IN TRENCH
2/C #1, 1/C #6 GND
2" GSC IN TRENCH
2" GSC IN TRENCH (SPARE)

HH 3410 TYPE C1
STA 5080+61
(5) 4/C #18
3" GSC IN TRENCH
PROPOSED SURVEILLANCE CABINET 39
STA. 5080+38, 28RT
CONCRETE FOUNDATION, TYPE 1
CABINET, MODEL 334 EQUIPMENT,
SYSTEM DETECTOR

2/C #1, 1/C #6 GND
2" GSC IN TRENCH
2" GSC IN TRENCH (SPARE)

2/C #4, 1/C #6 GND
2" GSC IN TRENCH
2/C #1/0 1/C #6 GND
3" GSC IN TRENCH

(2) 4/C #18, BY OTHERS
2" GSC IN TRENCH, BY OTHERS
3/C #12, BY OTHERS
2" GSC IN TRENCH, BY OTHERS

10" X 8" X 4" JUNCTION BOX
EMBEDDED IN WALL, BY OTHERS
3/C #12, BY OTHERS
2" GSC IN TRENCH, BY OTHERS
LOOP DETECTOR, BY OTHERS
12'x15'

HH 3406, TYPE S1 (SPECIAL)
STA 6087+58, BY OTHERS

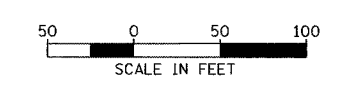
4/C #18, BY OTHERS
2" GSC IN TRENCH, BY OTHERS
3/C #12, BY OTHERS
2" GSC EMBEDDED IN WALL, BY OTHERS

3/C #12, BY OTHERS
2" GSC EMBEDDED IN WALL, BY OTHERS
RAMP METER SIGNAL, BY OTHERS
ON WALL FOUNDATION, BY OTHERS (STA. 6087+63)
3" PEC ENCASED, BY OTHERS
RAMP METER SIGNAL, BY OTHERS
ON WALL MOUNTED BRACKET (STA. 6087+63)

HH 3407, TYPE S1 (SPECIAL)
STA 6087+71, BY OTHERS
RAMP METER SIGNAL, BY OTHERS
ON WALL MOUNTED BRACKET (STA. 6087+63)
3/C #12, BY OTHERS
2" GSC EMBEDDED IN WALL, BY OTHERS
10" X 8" X 4" JUNCTION BOX
EMBEDDED IN WALL, BY OTHERS

NOTES:

- SEE DRAWING ME-01 AND ME-02 FOR ELECTRICAL SYSTEMS AND ABBREVIATIONS.
- UNLESS OTHERWISE STATED, ALL NOTED CABLE AND CONDUIT TO BE FURNISHED AND INSTALLED UNDER THIS CONTRACT.
- TRENCHED CONDUITS INSTALLED IN PARALLEL ARE TO BE INSTALLED IN COMMON TRENCH.
- THIS SHEET ONLY DEPICTS INSTALLATION OF DETECTION/RAMP METER ELEMENTS. REFER TO SHEETS FOR OTHER SUBSYSTEMS FOR ADDITIONAL ELEMENTS IN THE AREA SHOWN.
- CONTRACTOR TO ROD AND CLEAN EXISTING CONDUITS PRIOR TO INSTALLING AND PULLING INNERDUCTS AND CABLES IN CONDUITS.
- DETECTION/RAMP METER CONDUIT SHALL NOT BE INSTALLED IN ELECTRIC HANDHOLES (SEE DETAIL SHEET DT-45).
- FOR DETECTOR PROBE INSTALLATION DETAILS, SEE SHEETS DT-23 AND DT-28.
- FOR HANDHOLE DETAILS, SEE SHEET DT-44 AND DT-46.
- FOR WIRING DETAILS, SEE SHEETS DET-48 THROUGH DET-53



DET-34

REVISIONS	
NAME	DATE
REVISION	2/11/05

ILLINOIS DEPARTMENT OF TRANSPORTATION
F.A.I. 94/90 (DAN RYAN EXPRESSWAY)
31st STREET TO I-57
SURVEILLANCE SYSTEM STATION
RAMP METERING AND DETECTOR SYSTEM
55TH ST. SITE LAYOUT
DET-38, RM-15
SCALE: 1"=50'
DATE: October 29, 2004
DRAWN BY: CJH
CHECKED BY: MJL

Edwards AND Kelcey
ONE NORTH FRANKLIN
CHICAGO, IL 60606
PHONE: (312) 251-3000
FAX: (312) 251-3015
WEB: WWW.EKCORP.COM

A 030009.03/518/118/1000/01/0203/2828/11