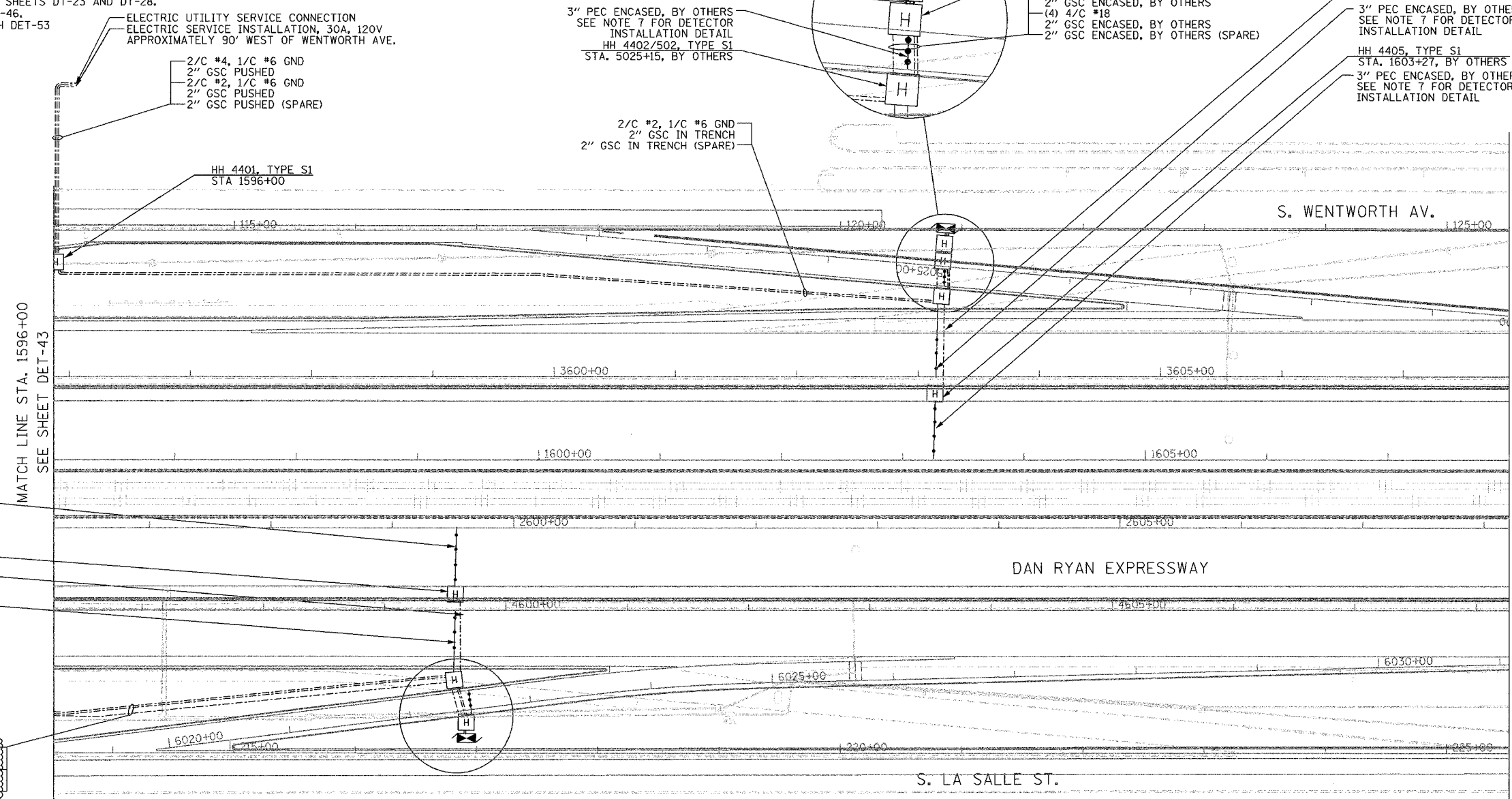
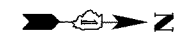


NOTES:

1. SEE DRAWING ME-01 AND ME-02 FOR ELECTRICAL SYSTEMS AND ABBREVIATIONS.
2. UNLESS OTHERWISE STATED, ALL NOTED CABLE AND CONDUIT TO BE FURNISHED AND INSTALLED UNDER THIS CONTRACT.
3. TRENCHED CONDUITS INSTALLED IN PARALLEL ARE TO BE INSTALLED IN COMMON TRENCH.
4. THIS SHEET ONLY DEPICTS INSTALLATION OF DETECTION/RAMP METER ELEMENTS. REFER TO SHEETS FOR OTHER SUBSYSTEMS FOR ADDITIONAL ELEMENTS IN THE AREA SHOWN.
5. CONTRACTOR TO ROD AND CLEAN EXISTING CONDUITS PRIOR TO INSTALLING AND PULLING INNERDUCTS AND CABLES IN CONDUITS.
6. DETECTION/RAMP METER CONDUIT SHALL NOT BE INSTALLED IN ELECTRIC HANDHOLES (SEE DETAIL SHEET DT-45).
7. FOR DETECTOR PROBE INSTALLATION DETAILS, SEE SHEETS DT-23 AND DT-28.
8. FOR HANDHOLE DETAILS, SEE SHEET DT-44 AND DT-46.
9. FOR WIRING DETAILS, SEE SHEETS DET-48 THROUGH DET-53

SECTION	COUNTY	TOTAL SHEETS	SHEET NO.
2003-0311	COOK	976	757
STA. 1596+00 TO STA. 1608+00		ILLINOIS FED. AID PROJECT	
62583			



ELECTRIC UTILITY SERVICE CONNECTION
ELECTRIC SERVICE INSTALLATION, 30A, 120V
APPROXIMATELY 90' WEST OF WENTWORTH AVE.

2/C #4, 1/C #6 GND
2" GSC PUSHED
2/C #2, 1/C #6 GND
2" GSC PUSHED
2" GSC PUSHED (SPARE)

HH 4401, TYPE S1
STA 1596+00

(5) 4/C #18
3" GSC IN TRENCH, BY OTHERS
2/C #2, 1/C #6 GND
2" GSC IN TRENCH, BY OTHERS
2" GSC IN TRENCH (SPARE), BY OTHERS

3" PEC ENCASED, BY OTHERS
SEE NOTE 7 FOR DETECTOR
INSTALLATION DETAIL
HH 4402/502, TYPE S1
STA. 5025+15, BY OTHERS

2/C #2, 1/C #6 GND
2" GSC IN TRENCH
2" GSC IN TRENCH (SPARE)

CABINET, MODEL 334 EQUIPMENT,
SYSTEM DETECTOR
CONCRETE FOUNDATION, TYPE 1, BY OTHERS

PROPOSED SURVEILLANCE CABINET 27
STA. 5025+15, 18RT

HH 4404/503, TYPE C1
STA 5025+15, BY OTHERS
HH 4403/501, TYPE S1 (SPECIAL)
STA 5025+15, BY OTHERS

2/C #2, 1/C #6 GND
2" GSC ENCASED, BY OTHERS
(4) 4/C #18
2" GSC ENCASED, BY OTHERS
2" GSC ENCASED, BY OTHERS (SPARE)

(2) 4/C #18
2" GSC IN TRENCH, BY OTHERS
3" PEC ENCASED, BY OTHERS
SEE NOTE 7 FOR DETECTOR
INSTALLATION DETAIL

HH 4405, TYPE S1
STA. 1603+27, BY OTHERS
3" PEC ENCASED, BY OTHERS
SEE NOTE 7 FOR DETECTOR
INSTALLATION DETAIL

3" PEC ENCASED, BY OTHERS
SEE NOTE 7 FOR DETECTOR
INSTALLATION DETAIL

HH 4406, TYPE S1
STA 2599+52, BY OTHERS
(2) 4/C #18
2" GSC IN TRENCH, BY OTHERS

3" PEC ENCASED, BY OTHERS
SEE NOTE 7 FOR DETECTOR
INSTALLATION DETAIL

4/C #18
2" GSC IN TRENCH
2/C #4, 1/C #6 GND
2" GSC IN TRENCH
2" GSC IN TRENCH (SPARE)

HH 4407/1501, TYPE S1
STA 6022+40, BY OTHERS

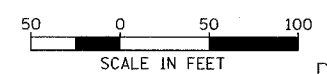
2/C #4, 1/C #6 GND
3" GSC ENCASED, BY OTHERS
(4) 4/C #18
2" GSC ENCASED, BY OTHERS
2" GSC ENCASED (SPARE), BY OTHERS

3" PEC ENCASED, BY OTHERS
SEE NOTE 7 FOR DETECTOR
INSTALLATION DETAIL

(5) 4/C #18
3" GSC IN TRENCH
2/C #4, 1/C #6 GND
3" GSC IN TRENCH

HH 4408/1502 TYPE C1
STA 6022+40, BY OTHERS

CABINET, MODEL 334 EQUIPMENT,
SYSTEM DETECTOR
CONCRETE FOUNDATION, TYPE 1
PROPOSED SURVEILLANCE CABINET 30
STA. 2599+66, 24RT



SCALE IN FEET DET-44

REVISIONS	
NAME	DATE
REVISION	02/11/05

ILLINOIS DEPARTMENT OF TRANSPORTATION
F.A.I. 94/90 (DAN RYAN EXPRESSWAY)
31st STREET to I-57
SURVEILLANCE SYSTEM STATION
DETECTOR SYSTEM
37TH ST. SITE LAYOUT
DET-49, DET-50
SCALE: 1"=50'
DATE: October 29, 2004
DRAWN BY: C.JH
CHECKED BY: MJL

**Edwards
AND
Kelcey**
ONE NORTH FRANKLIN
CHICAGO, IL 60606
PHONE: (312) 251-3000
FAX: (312) 251-3015
WEB: WWW.EKCORP.COM

P:\03009\035\VT\SCADD\DET020442.SHT 02/10/2005 09:41:50 AM