F.A.I. RTE.	SECTION	COUNTY	TOTAL SHEETS	SHEET NO.
90/94	2003-0311	COOK	976	58
STA.		TO STA.		
FED. ROAD DIST. NO. 1	ILLINOIS	FED. AID PROJECT		

62583

NOTES:

1. SEE DRAWINGS ME-01 AND ME-02 FOR ELECTRICAL SYMBOLS AND ABBREVIATIONS.
2. SEE ROADWAY PLAN DRAWINGS FOR CONSTRUCTION LIMITS.
3. INTERCEPT EXISTING 4 INCH PVCC RGC STUBOUT AND PROVIDE NEW CONDUIT TO ELECTRIC METER SOCKET AS SHOWN.
4. ALL WORK ASSOCIATED WITH THE INSTALLATION OF THE LIGHTING CONTROLLER UTILITY SERVICE FEED MUST BE COORDINATED WITH AND APPROVED BY COMED.
5. ALL MATERIALS AND LABOR FOR THE INSTALLATION OF THE CONCRETE ENCASED DUCTBANK MUST MEET WITH ALL COMED REQUIREMENTS AND STANDARDS.
6. THE CONTRACTOR MUST PROVIDE SUFFICIENT SLACK CABLES FOR TERMINATION BY COMED.

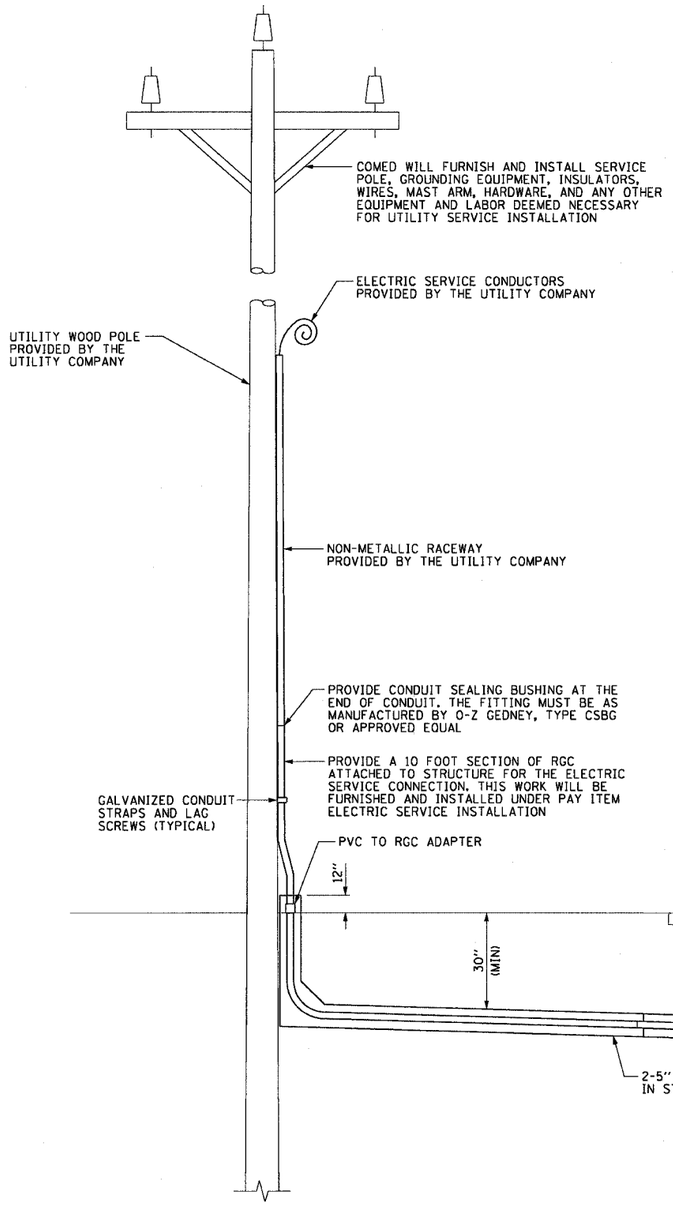

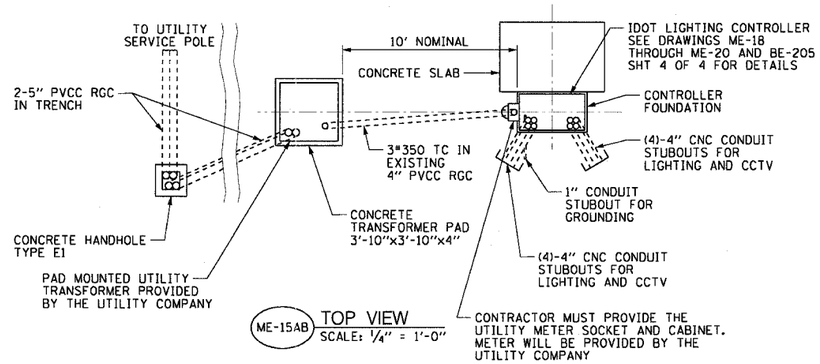

ME-15AB TOP VIEW
SCALE: 1/4" = 1'-0"

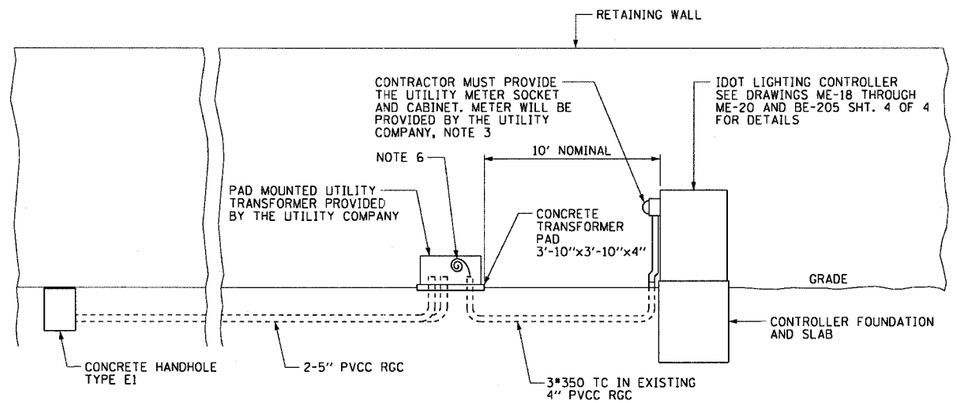

ME-15AC ELEVATION VIEW
SCALE: 1/4" = 1'-0"

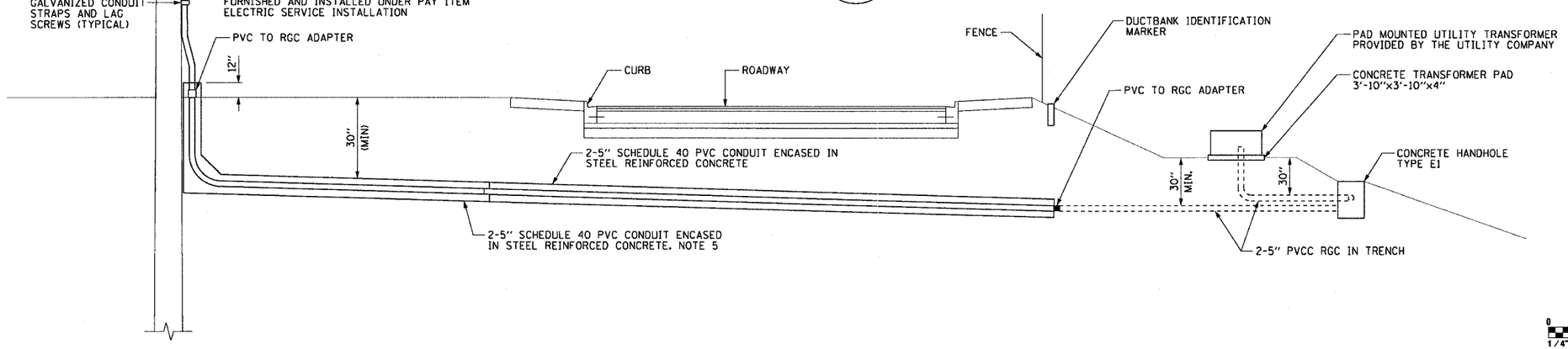

0 2' 4' 8' 12'
1/4" = 1'-0"

ME-15A

ME-15AA CONDUIT INSTALLATION DETAIL FOR LIGHTING CONTROLLER ELECTRIC SERVICE
SCALE: 1/4" = 1'-0" NOTE 4

CTE ENGINEERS
CONSOER TOWNSEND ENVIRODYNE ENGINEERS, INC.
303 EAST WACKER DRIVE, SUITE 600
CHICAGO ILLINOIS 60601-5212, PHONE: (312) 938-0300

REVISIONS	
NAME	DATE

ILLINOIS DEPARTMENT OF TRANSPORTATION
F.A.I. 90/94 (DAN RYAN EXPRESSWAY)
31st STREET TO I-57

CONDUIT INSTALLATION DETAILS FOR LIGHTING CONTROLLER ELECTRIC SERVICE

SCALE: AS SHOWN DRAWN BY: CJM/HR
DATE: October 29, 2004 CHECKED BY: WDS

m:\pdf0468\elect\16-cnt-20\sht\contract 2\me02\015d2b.sht
11/22/2004 03:06:53 PM