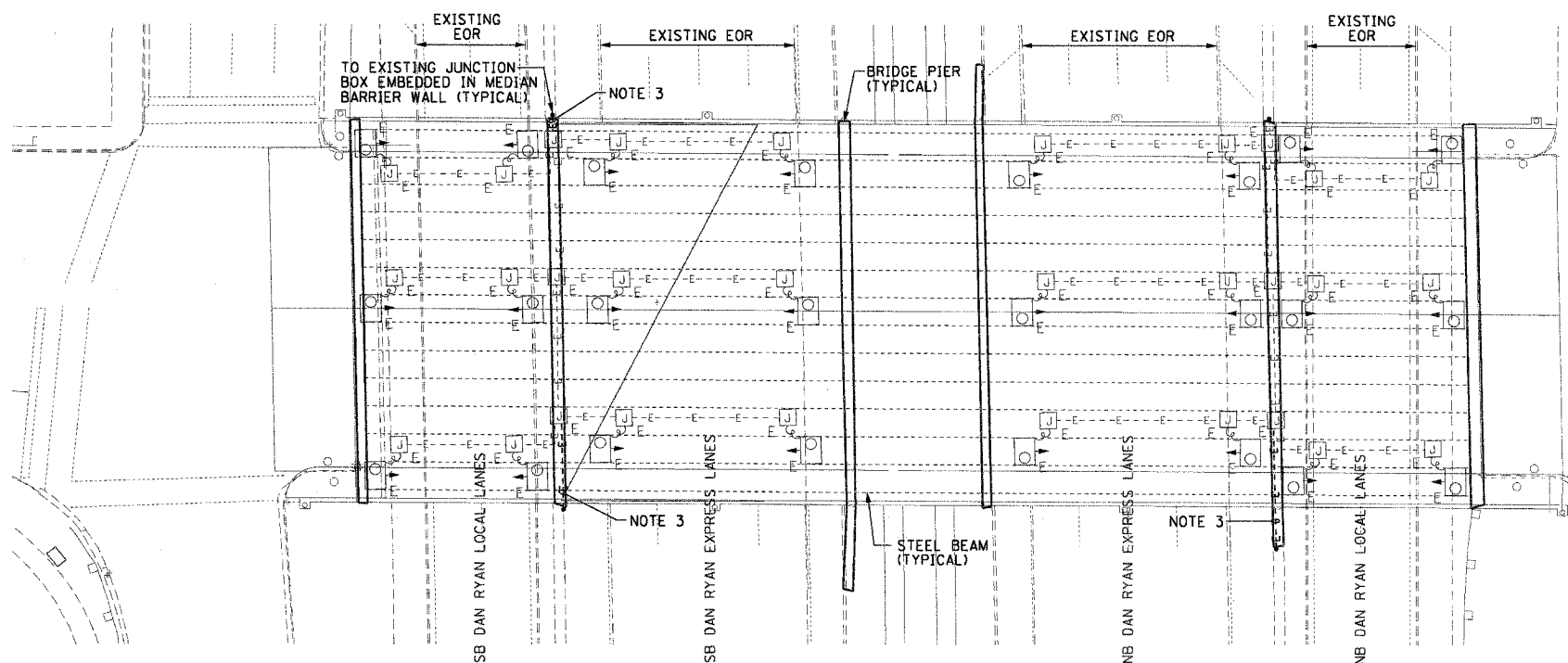


F.A.I. SECTION	COUNTY	TOTAL SHEETS	SHEET NO.
90/94 2003-0311	COOK	976	387
ST.A.	TO STA.		
FED. ROAD DIST. NO. 1 ILLINOIS FED. AID PROJECT			

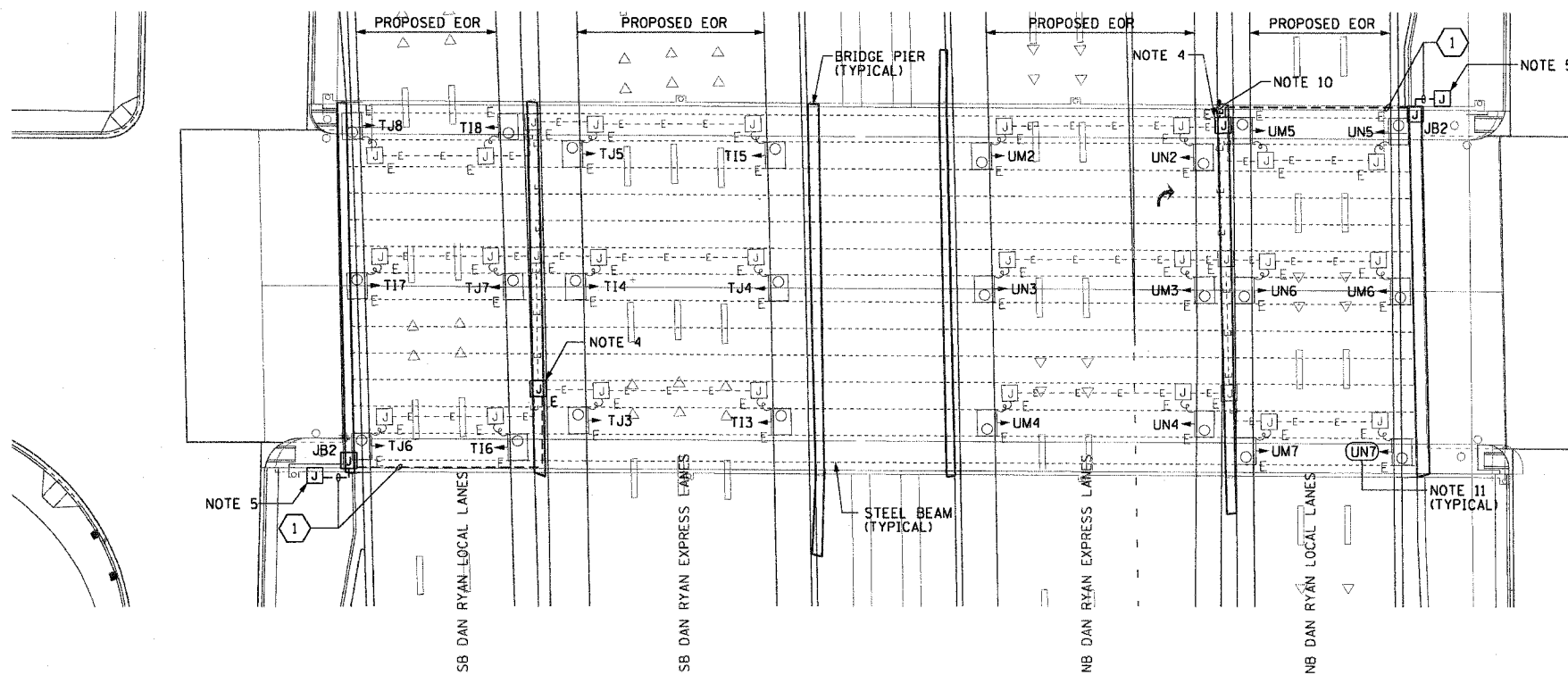
62583

NOTES:

- SEE DRAWINGS ME-01 AND ME-02 FOR ELECTRICAL SYMBOLS AND ABBREVIATIONS.
- LOCATIONS OF EXISTING ELECTRICAL EQUIPMENT SHOWN ON THIS DRAWING ARE APPROXIMATIONS AND MUST BE VERIFIED IN THE FIELD BY THE CONTRACTOR.
- REMOVE AND DISPOSE OF EXISTING CABLE AND CONDUIT ATTACHED TO STRUCTURE AND PROVIDE PLUG AS REQUIRED FOR EXISTING JUNCTION BOX HOLE.
- PROVIDE A NEW FEEDER TO EXISTING UNDERPASS LIGHTING AS SHOWN. SPLICE NEW UNDERPASS LIGHTING CIRCUIT CABLES TO THE EXISTING UNDERPASS LIGHTING CIRCUIT CABLES LOCATED IN THE EXISTING JUNCTION BOX.
- SPLICE NEW UNDERPASS LIGHTING CIRCUIT CABLES TO THE SERVICE FEED CABLES LOCATED IN THE JUNCTION BOX. SEE DRAWING RL-35 FOR CONTINUATION OF UNDERPASS LIGHTING CIRCUIT FEEDS.
- ALL UNDERPASS LIGHTING UNITS SHOWN ON THIS DRAWING WILL BE FED FROM IDOT LIGHTING CONTROLLERS "T1" AND "U". SEE DRAWINGS SL-09 AND SL-10 FOR SINGLE LINE DIAGRAMS OF LIGHTING CONTROLLERS "T1" AND "U".
- CONTRACTOR IS RESPONSIBLE FOR THE MAINTENANCE OF THE EXISTING LIGHTING SYSTEM SHOWN ON THIS DRAWING. THE EXISTING ELECTRICAL POWER FEEDS MAY NOT BE REMOVED UNTIL SUCH TIME AS THE PROPOSED POWER FEEDS ARE INSTALLED. PROVIDE TEMPORARY POWER AS REQUIRED TO MAINTAIN THE EXISTING LIGHTING SYSTEM.
-
- COORDINATE ALL ELECTRICAL WORK WITH CIVIL WORK, IDOT CONTRACT NUMBER 62583, CONSTRUCTION STAGING AND TRAFFIC CONTROL OVERVIEW PLANS.
- CONTRACTOR MUST MAINTAIN THE ROADWAY LIGHTING CIRCUIT CONTINUITY TO PROVIDE TEMPORARY POWER TO THE LIGHTED SIGN STRUCTURES LOCATED AT STATIONS 2508+82 AND 2523+02.
- CONTRACTOR MUST PROVIDE NEW LUMINAIRE NUMBERING DECALS AS SHOWN ON THIS DRAWING.



EXISTING UNDERPASS LIGHTING PLAN
(SEE NOTE 2)




PROPOSED UNDERPASS LIGHTING PLAN
(SEE NOTE 6)

JUNCTION BOX SCHEDULE		
NO.	SIZE	DESCRIPTION
JB2	12"X10"X6"	STAINLESS STEEL, ATTACHED TO STRUCTURE, UNDERPASS LIGHTING

CABLE /CONDUIT SCHEDULE	
①	3-1/C#10, 1-1/C#10 GND IN 1" DIA PVC CONDUIT ATTACHED TO STRUCTURE (CKTS AS INDICATED ON THIS DRAWING)

SEQUENCE OF WORK (NOTE 9):

2004: INSTALL PRIMARY POWER FEEDS AS SHOWN ON RL-35 AND CONNECT EXISTING CIRCUITS TO NEW CIRCUITS (NOTE 7)



UL-31

REVISIONS	
NAME	DATE

ILLINOIS DEPARTMENT OF TRANSPORTATION
F.A.I. 90/94 (DAN RYAN EXPRESSWAY)
31st STREET TO I-57

UNDERPASS LIGHTING PLANS
51ST STREET

SCALE: 1"=20'
DATE: October 29, 2004

DRAWN BY: HAR
CHECKED BY: WDS

THIS SHEET IS FOR INFORMATIONAL PURPOSES ONLY. ALL UNDERPASS LIGHTING EQUIPMENT SHOWN WAS INSTALLED IN IDOT CONTRACT NO. 62733.