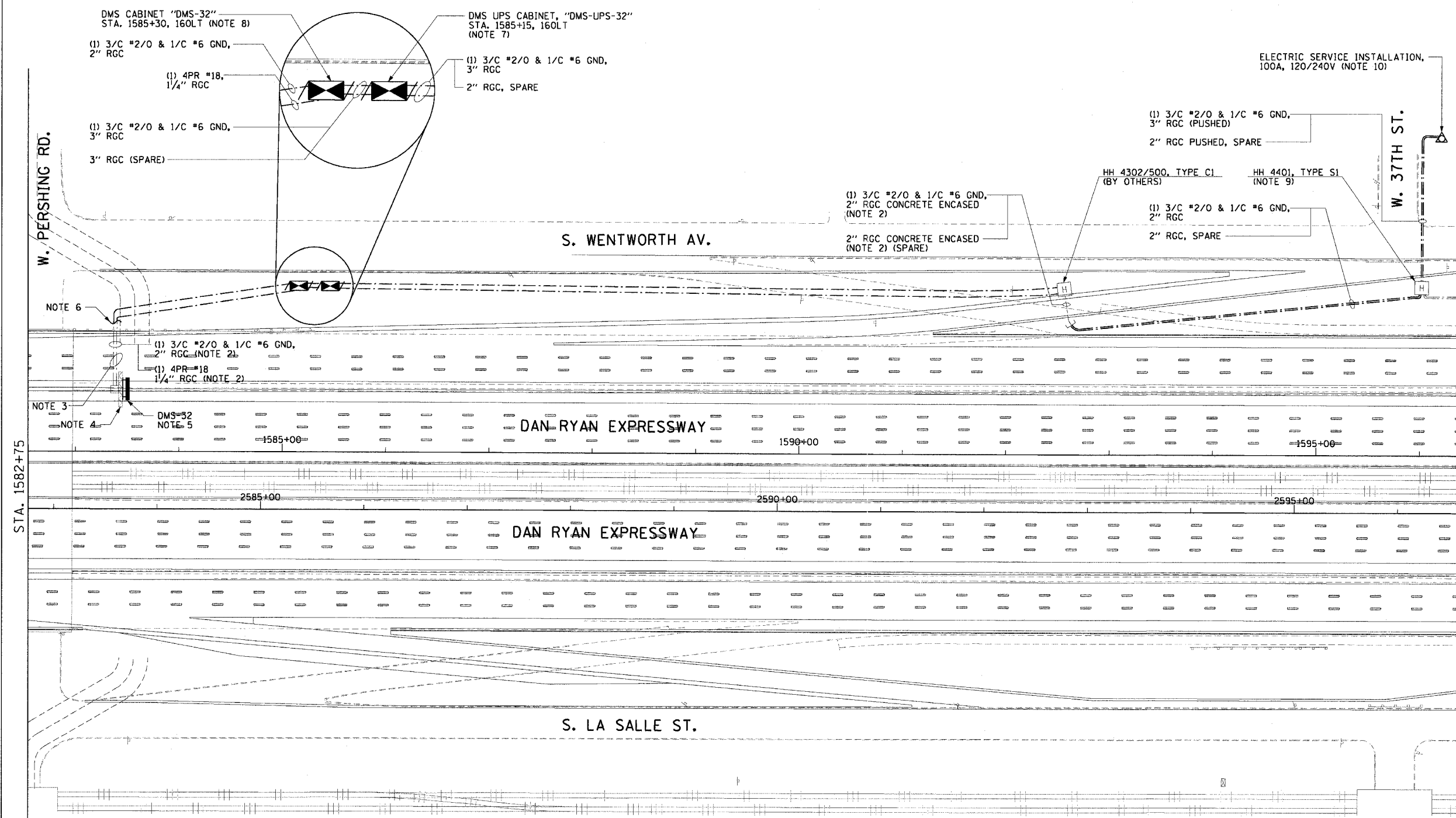


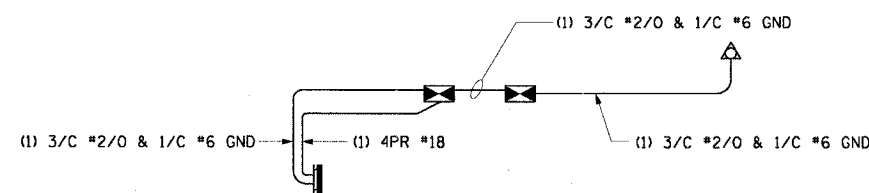
| F.A.I. RTE.           | SECTION   | COUNTY                    | TOTAL SHEETS | SHEET NO. |
|-----------------------|-----------|---------------------------|--------------|-----------|
| 90/94                 | 2003-0311 | COOK                      | 976          | 665       |
| STA. 1582+75.00       |           | TO STA. 1596+50.00        |              |           |
| FED. ROAD DIST. NO. 1 |           | ILLINOIS FED. AID PROJECT |              |           |

62583

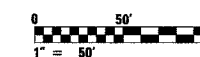


**NOTES:**

- SEE DRAWINGS ME-01 AND ME-02 FOR ELECTRICAL SYMBOLS AND ABBREVIATIONS.
- NOTED CONDUITS ARE FURNISHED AND INSTALLED BY OTHERS UNDER CONTRACT NUMBER 62585. ALL CABLES ARE TO BE FURNISHED AND INSTALLED UNDER THIS CONTRACT.
- SEE DRAWING DT-01 FOR DUCT INSTALLATION DETAILS IN MEDIAN WALL.
- SIGN TRUSS TO BE FURNISHED AND INSTALLED AT STATION NUMBER 1583+50 BY OTHERS IN CONTRACT NUMBER 62301.
- SEE DRAWING DT-04 FOR SIGN INSTALLATION DETAILS.
- CONTRACTOR MUST INTERCEPT CONDUIT STUBS AND MAKE CONNECTIONS TO THE NEW CONDUITS INSTALLED UNDER THIS CONTRACT.
- SEE DRAWING DT-06 FOR UPS EQUIPMENT DETAILS. SEE DRAWINGS DT-36 AND DT-47 FOR CABINET AND FOUNDATION DETAILS.
- SEE DRAWING COMM-43 FOR ADDITIONAL CONDUIT AND FIBER OPTIC CABLE CONNECTIONS TO THE CONTROLLER. SEE DRAWING DT-05 FOR CONTROLLER EQUIPMENT DETAILS. SEE DRAWING DT-36 AND DT-47 FOR CABINET AND FOUNDATION DETAILS.
- HANDHOLE AS SHOWN ON DRAWING DET-44.
- NEW ELECTRIC SERVICE INSTALLATION TO BE INSTALLED ON NEW UTILITY POLE. SEE DRAWING ESD-01 FOR ELECTRIC SERVICE INSTALLATION DETAILS.
- COORDINATE INSTALLATION OF ALL ITEMS SHOWN ON THIS SHEET WITH CONTRACT NUMBERS 62301 AND 62585. ALL WORK SHOULD BE COMPLETED BY THE TIME THAT THE SIGN TRUSS IS READY TO BE INSTALLED. THE SIGN CONTROLLER CABINET AND DMS UPS CABINET SHOULD NOT BE INSTALLED PRIOR TO THE INSTALLATION OF THE SIGN.



WIRING DIAGRAM, DMS-32



DMS-06

| REVISIONS |      |
|-----------|------|
| NAME      | DATE |
|           |      |
|           |      |
|           |      |
|           |      |
|           |      |
|           |      |
|           |      |
|           |      |
|           |      |

ILLINOIS DEPARTMENT OF TRANSPORTATION  
 F.A.I. 90/94 (DAN RYAN EXPRESSWAY)  
 31st STREET TO I-57  
 DYNAMIC MESSAGE SIGN  
 SB PERSHING RD SITE LAYOUT  
 SIGN DMS-32  
 SCALE: 1"=50'  
 DATE: October 29, 2004  
 DRAWN BY: HAR  
 CHECKED BY: BWB