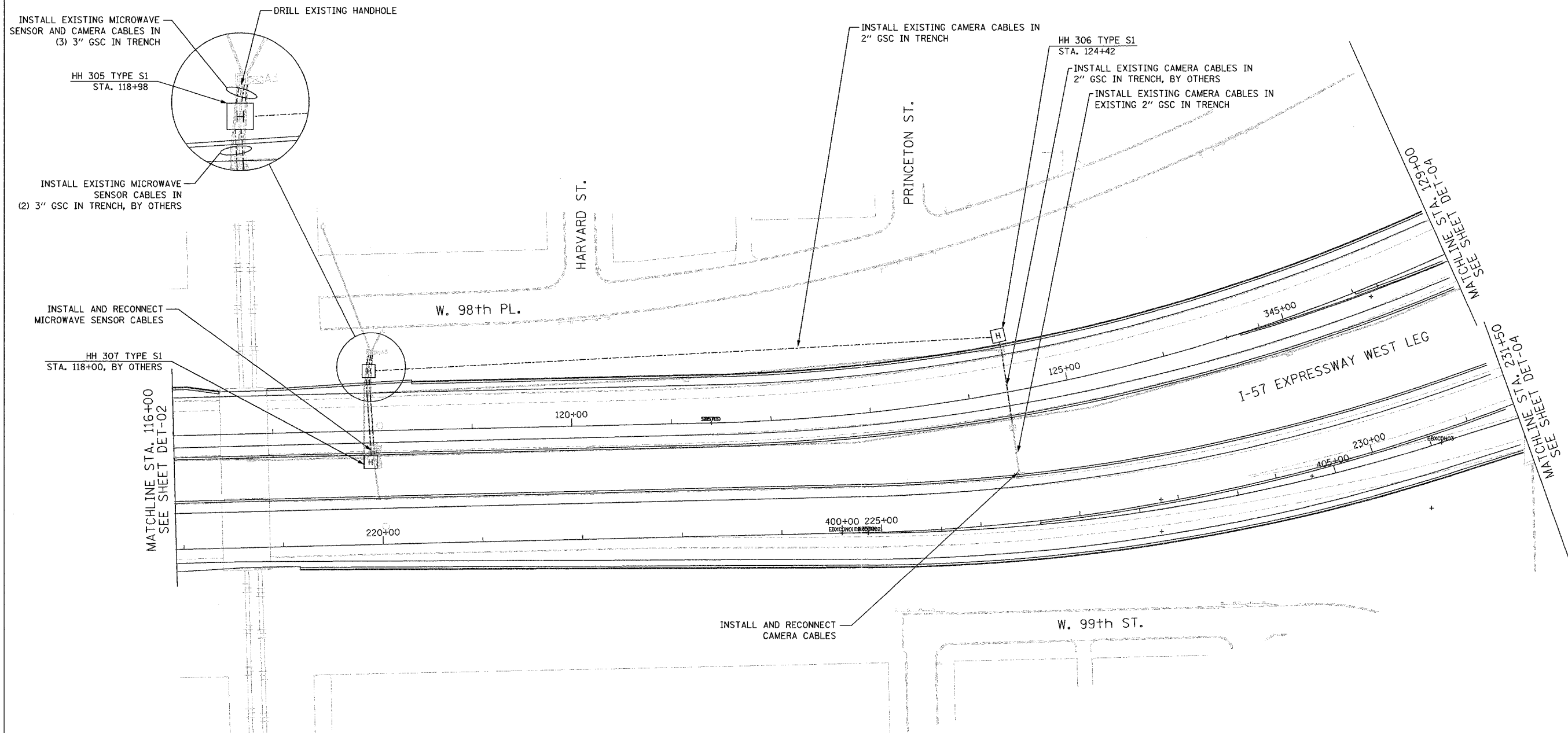
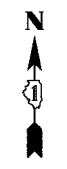
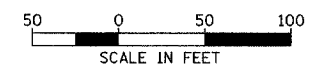


F.A.I. RTE.	SECTION	COUNTY	TOTAL SHEETS	SHEET NO.
94/90	2003-0311	COOK	976	716
STA. 116+00.00	TO STA. 129+00/231+50			
FED. ROAD DIST. NO.	ILLINOIS	FED. AID PROJECT		
62583				



- NOTES:**
1. SEE DRAWING ME-01 AND ME-02 FOR ELECTRICAL SYSTEMS AND ABBREVIATIONS.
  2. UNLESS OTHERWISE STATED, ALL NOTED CABLE AND CONDUIT TO BE FURNISHED AND INSTALLED UNDER THIS CONTRACT.
  3. TRENCHED CONDUITS INSTALLED IN PARALLEL ARE TO BE INSTALLED IN COMMON TRENCH.
  4. THIS SHEET ONLY DEPICTS INSTALLATION OF DETECTION/RAMP METER ELEMENTS. REFER TO SHEETS FOR OTHER SUBSYSTEMS FOR ADDITIONAL ELEMENTS IN THE AREA SHOWN.
  5. CONTRACTOR TO ROD AND CLEAN EXISTING CONDUITS PRIOR TO INSTALLING AND PULLING INNERDUCTS AND CABLES IN CONDUITS.
  6. DETECTION/RAMP METER CONDUIT SHALL NOT BE INSTALLED IN ELECTRIC HANDHOLES (SEE DETAIL SHEET DT-45).
  7. FOR DETECTOR PROBE INSTALLATION DETAILS, SEE SHEETS DT-23 AND DT-28.
  8. FOR HANDHOLE DETAILS, SEE SHEET DT-44 AND DT-46.
  9. FOR WIRING DETAILS, SEE SHEETS DET-48 THROUGH DET-53



DET-03

**Edwards  
AND  
Kelcey**  
ONE NORTH FRANKLIN  
CHICAGO, IL 60606  
PHONE: (312) 251-3000  
FAX: (312) 251-3015  
WEB: WWW.EKCORP.COM

REVISIONS	
NAME	DATE

ILLINOIS DEPARTMENT OF TRANSPORTATION  
F.A.I. 94/90 (DAN RYAN EXPRESSWAY)  
31st STREET TO I-57  
SURVEILLANCE SYSTEM STATION  
DETECTOR SYSTEM  
C & WI RR SITE LAYOUT  
SCALE: 1"=50'  
DATE: October 29, 2004  
DRAWN BY: CJH  
CHECKED BY: MJL

P:\03000\94035\116-00-00\116-00-00-03.dwg 11/22/2004 04:50:04 PM