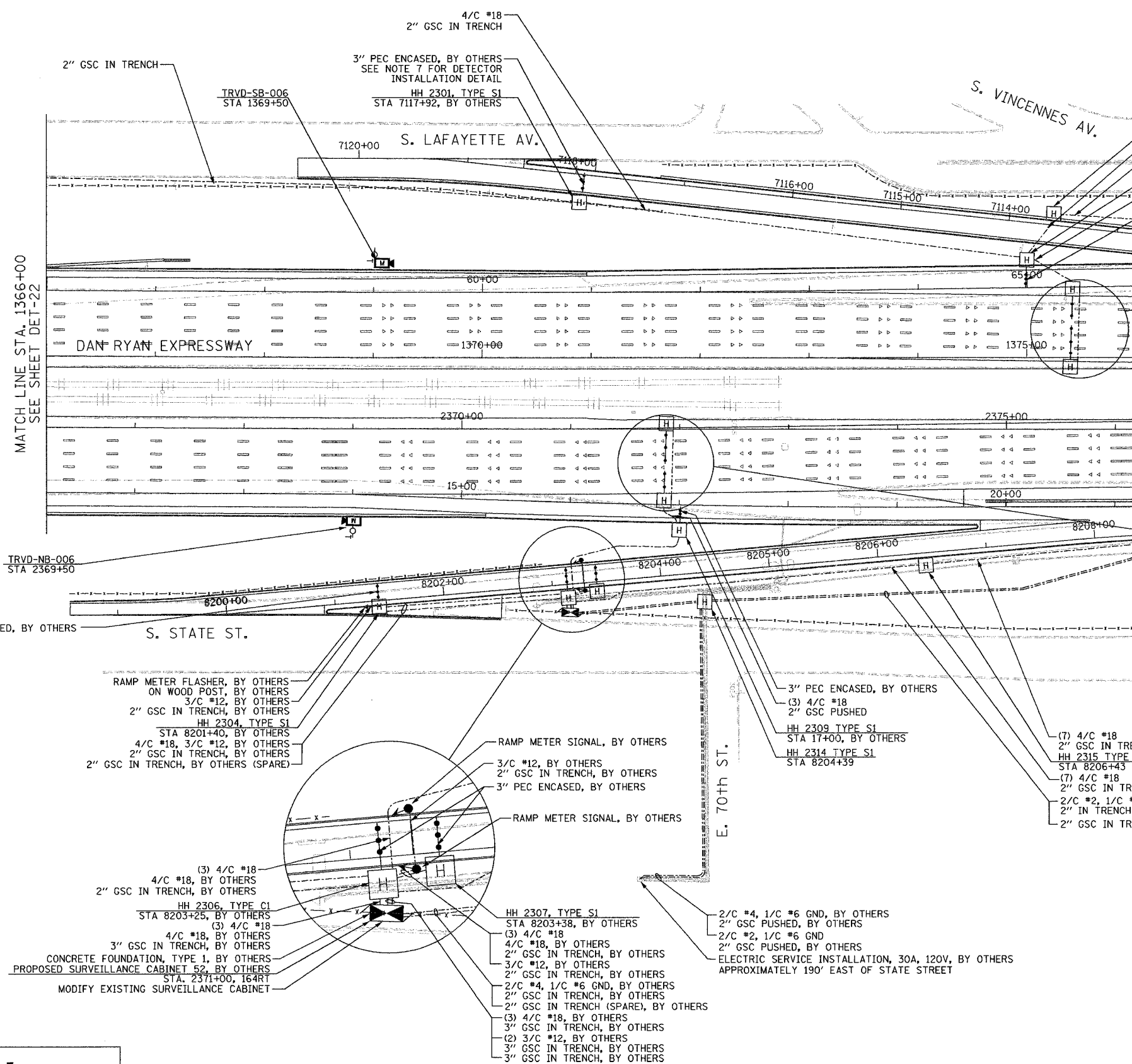
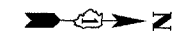


SECTION	COUNTY	TOTAL SHEETS	SHEET NO.
2003-0311	COOK	976	736
STA. 1366+00	TO STA. 1376+00		
FED. ROAD DIST. NO.	ILLINOIS	FED. AID PROJECT	
		62583	



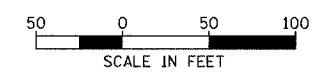
- HH 2303, TYPE S1
- STA 7113+60, BY OTHERS
- (5) 4/C #18
- 2" GSC IN TRENCH, BY OTHERS
- (5) 4/C #18
- 2" GSC IN TRENCH
- HH 2302 TYPE S1
- STA 65+00, BY OTHERS
- (3) 4/C #18
- 2" GSC IN TRENCH, BY OTHERS
- 3" PEC ENCASED, BY OTHERS
- SEE NOTE 7 FOR DETECTOR INSTALLATION DETAIL

- COIL 175' OF DETECTOR CABLE
- HH 2311, TYPE S1
- STA 1375+43, BY OTHERS
- 3" PEC ENCASED, BY OTHERS
- SEE NOTE 7 FOR DETECTOR INSTALLATION DETAIL
- (2) 4/C #18
- 2" GSC IN TRENCH, BY OTHERS
- 3" PEC ENCASED, BY OTHERS
- SEE NOTE 7 FOR DETECTOR INSTALLATION DETAIL
- HH 2312, TYPE S1
- STA 1375+40, BY OTHERS

- COIL 175' OF DETECTOR CABLE
- HH 2313, TYPE S1
- STA 2371+87, BY OTHERS
- 3" PEC ENCASED, BY OTHERS
- SEE NOTE 7 FOR DETECTOR INSTALLATION DETAIL
- (2) 4/C #18
- 2" GSC IN TRENCH, BY OTHERS
- 3" PEC ENCASED, BY OTHERS
- SEE NOTE 7 FOR DETECTOR INSTALLATION DETAIL
- HH 2308, TYPE S1
- STA 16+85, BY OTHERS

NOTES:

- SEE DRAWING ME-01 AND ME-02 FOR ELECTRICAL SYSTEMS AND ABBREVIATIONS.
- UNLESS OTHERWISE STATED, ALL NOTED CABLE AND CONDUIT TO BE FURNISHED AND INSTALLED UNDER THIS CONTRACT.
- TRENCHED CONDUITS INSTALLED IN PARALLEL ARE TO BE INSTALLED IN COMMON TRENCH.
- THIS SHEET ONLY DEPICTS INSTALLATION OF DETECTION/RAMP METER ELEMENTS. REFER TO SHEETS FOR OTHER SUBSYSTEMS FOR ADDITIONAL ELEMENTS IN THE AREA SHOWN.
- CONTRACTOR TO ROD AND CLEAN EXISTING CONDUITS PRIOR TO INSTALLING AND PULLING INNERDUCTS AND CABLES IN CONDUITS.
- DETECTION/RAMP METER CONDUIT SHALL NOT BE INSTALLED IN ELECTRIC HANDHOLES (SEE DETAIL SHEET DT-45).
- FOR DETECTOR PROBE INSTALLATION DETAILS, SEE SHEETS DT-23 AND DT-28.
- FOR HANDHOLE DETAILS, SEE SHEET DT-44 AND DT-46.
- FOR WIRING DETAILS, SEE SHEETS DET-48 THROUGH DET-53



DET-23

REVISIONS		ILLINOIS DEPARTMENT OF TRANSPORTATION F.A.I. 94/90 (DAN RYAN EXPRESSWAY) 31st STREET TO I-57 SURVEILLANCE SYSTEM STATION RAMP METERING AND DETECTOR SYSTEM 71ST ST. SITE LAYOUT DET-25, DET-26, RM-11
NAME	DATE	
		SCALE: 1"=50' DATE: October 29, 2004 DRAWN BY: CJH CHECKED BY: MJL

Edwards AND Kelcey
ONE NORTH FRANKLIN
CHICAGO, IL 60606
PHONE: (312) 251-3000
FAX: (312) 251-3015
WEB: WWW.EDKORP.COM

11/19/2004 04:44:54 PM