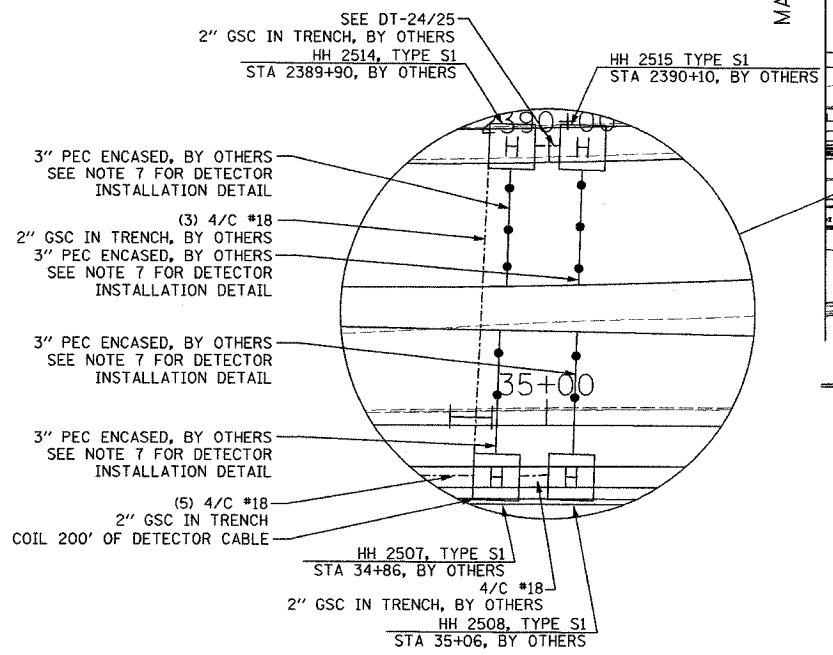
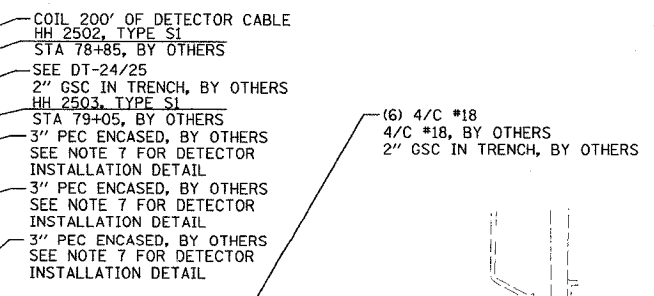
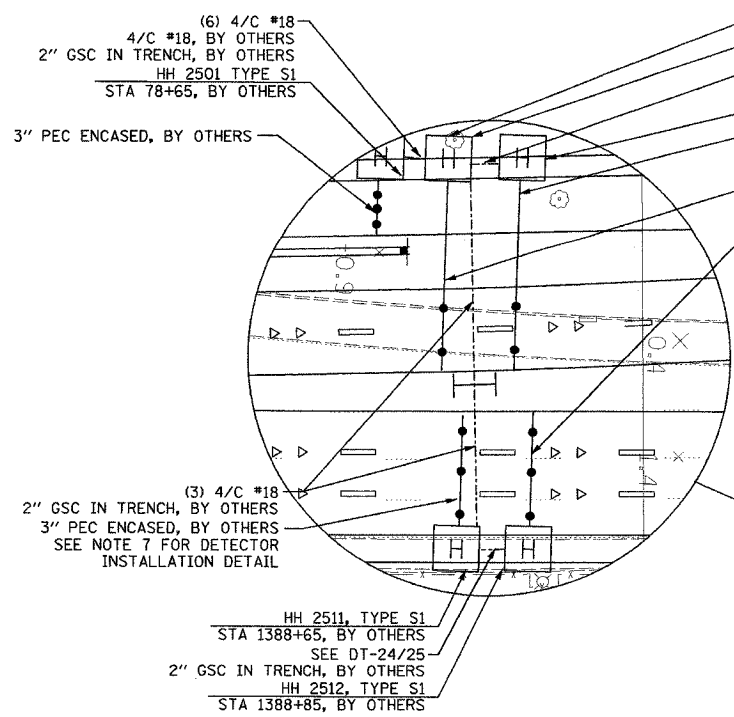
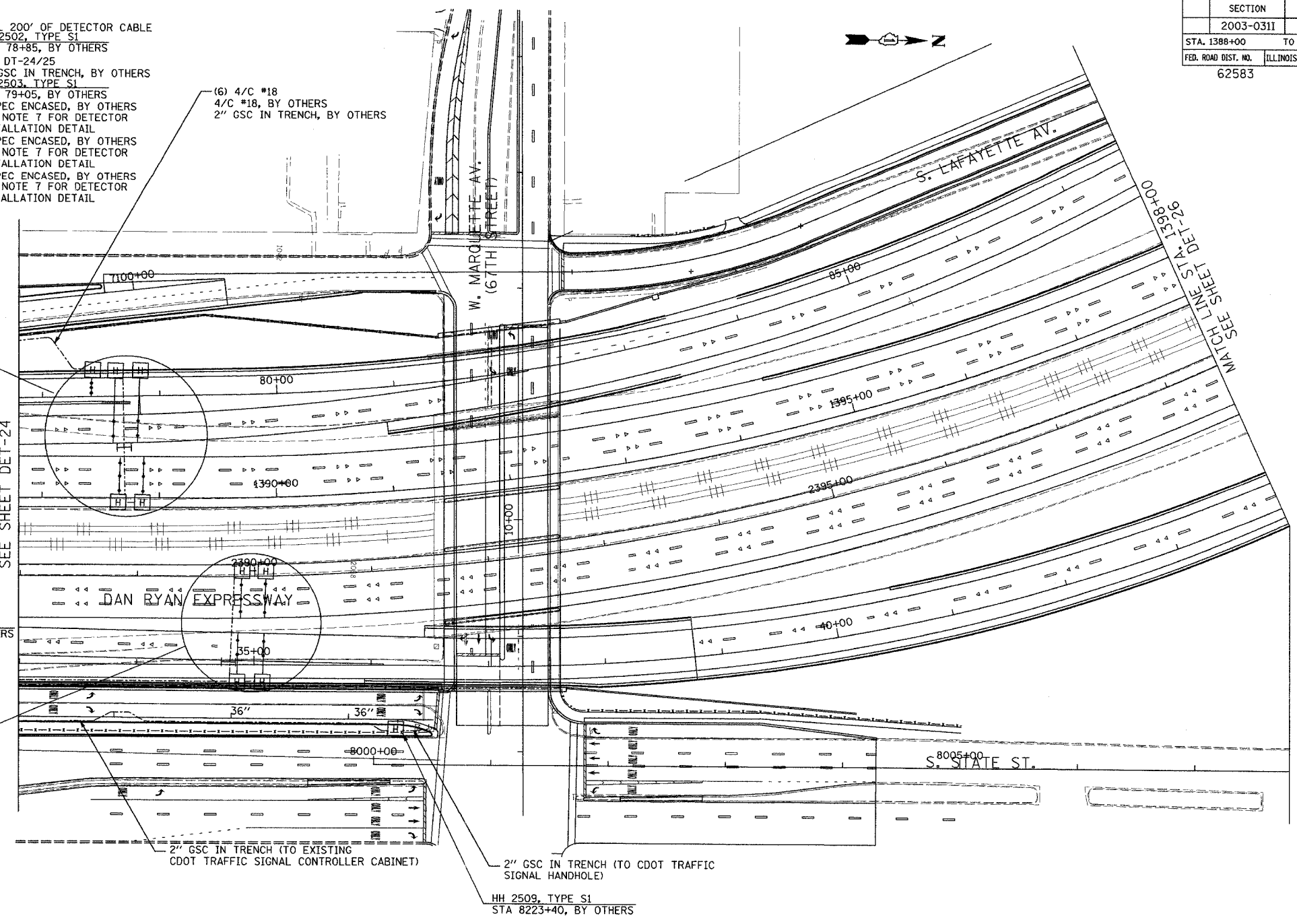


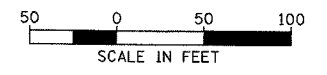
SECTION	COUNTY	TOTAL SHEETS	SHEET NO.
2003-0311	COOK	976	738
STA. 1388+00 TO STA. 1398+00			
FED. ROAD DIST. NO.	ILLINOIS FED. AID PROJECT		
62583			



MATCH LINE STA. 1387+80  
SEE SHEET DET-24



- NOTES:
- SEE DRAWING ME-01 AND ME-02 FOR ELECTRICAL SYSTEMS AND ABBREVIATIONS.
  - UNLESS OTHERWISE STATED, ALL NOTED CABLE AND CONDUIT TO BE FURNISHED AND INSTALLED UNDER THIS CONTRACT.
  - TRENCHED CONDUITS INSTALLED IN PARALLEL ARE TO BE INSTALLED IN COMMON TRENCH.
  - THIS SHEET ONLY DEPICTS INSTALLATION OF DETECTION/RAMP METER ELEMENTS. REFER TO SHEETS FOR OTHER SUBSYSTEMS FOR ADDITIONAL ELEMENTS IN THE AREA SHOWN.
  - CONTRACTOR TO ROD AND CLEAN EXISTING CONDUITS PRIOR TO INSTALLING AND PULLING INNERDUCTS AND CABLES IN CONDUITS.
  - DETECTION/RAMP METER CONDUIT SHALL NOT BE INSTALLED IN ELECTRIC HANDHOLES (SEE DETAIL SHEET DT-45).
  - FOR DETECTOR PROBE INSTALLATION DETAILS, SEE SHEETS DT-23 AND DT-28.
  - FOR HANDHOLE DETAILS, SEE SHEET DT-44 AND DT-46.
  - FOR WIRING DETAILS, SEE SHEETS DET-48 THROUGH DET-53



DET-25

REVISIONS		ILLINOIS DEPARTMENT OF TRANSPORTATION F.A.I. 94/90 (DAN RYAN EXPRESSWAY) 31st STREET TO I-57 SURVEILLANCE SYSTEM STATION RAMP METERING AND DETECTOR SYSTEM 67TH ST. SITE LAYOUT DET-27, DET-28, RM-12
NAME	DATE	
		SCALE: 1"=50'
		DATE: October 29, 2004
		DRAWN BY: CJH
		CHECKED BY: MJL

**Edwards  
AND  
Kelcey**

ONE NORTH FRANKLIN  
CHICAGO, IL 60606  
PHONE: (312) 251-3000  
FAX: (312) 251-3015  
WEB: WWW.EKCORP.COM

10/15/2004 11:47:18 AM