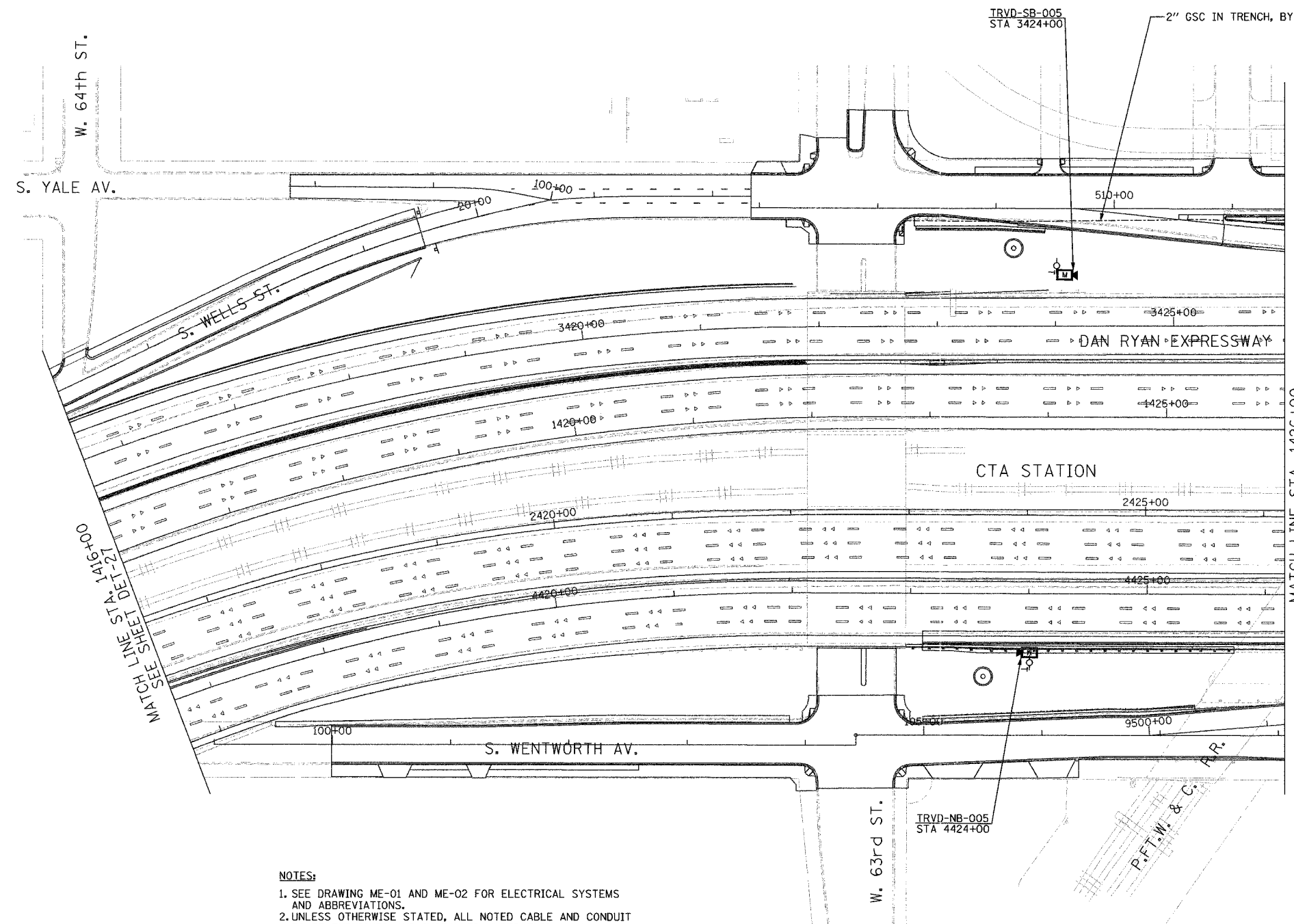
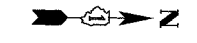


SECTION	COUNTY	TOTAL SHEETS	SHEET NO.
2003-0311	COOK	976	741
STA. 1416+00 TO STA. 1426+00			
FED. ROAD DIST. NO.	ILLINOIS FED. AID PROJECT		
	62583		

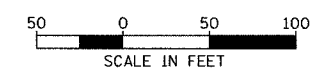


MATCH LINE STA. 1416+00 SEE SHEET DET-27

MATCH LINE STA. 1426+00 SEE SHEET DET-29

NOTES:

1. SEE DRAWING ME-01 AND ME-02 FOR ELECTRICAL SYSTEMS AND ABBREVIATIONS.
2. UNLESS OTHERWISE STATED, ALL NOTED CABLE AND CONDUIT TO BE FURNISHED AND INSTALLED UNDER THIS CONTRACT.
3. TRENCHED CONDUITS INSTALLED IN PARALLEL ARE TO BE INSTALLED IN COMMON TRENCH.
4. THIS SHEET ONLY DEPICTS INSTALLATION OF DETECTION/RAMP METER ELEMENTS. REFER TO SHEETS FOR OTHER SUBSYSTEMS FOR ADDITIONAL ELEMENTS IN THE AREA SHOWN.
5. CONTRACTOR TO ROD AND CLEAN EXISTING CONDUITS PRIOR TO INSTALLING AND PULLING INNERDUCTS AND CABLES IN CONDUITS.
6. DETECTION/RAMP METER CONDUIT SHALL NOT BE INSTALLED IN ELECTRIC HANDHOLES (SEE DETAIL SHEET DT-45).
7. FOR HANDHOLE DETAILS, SEE SHEET DT-44 AND DT-46.
8. FOR WIRING DETAILS, SEE SHEETS DET-48 THROUGH DET-53.
9. FOR TEMPORARY DETECTION DETAILS SEE SHEETS DT-53 TO DT-55.



DET-28

Edwards AND Kelcey
 ONE NORTH FRANKLIN
 CHICAGO, IL 60606
 PHONE: (312) 251-3000
 FAX: (312) 251-3015
 WEB: WWW.EKCORP.COM

REVISIONS		ILLINOIS DEPARTMENT OF TRANSPORTATION	
NAME	DATE	F.A.I. 94/90 (DAN RYAN EXPRESSWAY)	
		31st STREET to I-57	
		SURVEILLANCE SYSTEM STATION	
		DETECTOR SYSTEM	
		63RD ST. SITE LAYOUT	
		DET-32	
		SCALE: 1"=50'	DRAWN BY: CJH
		DATE: October 29, 2004	CHECKED BY: MJL

11/23/2004 10:23:31 AM