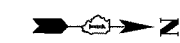
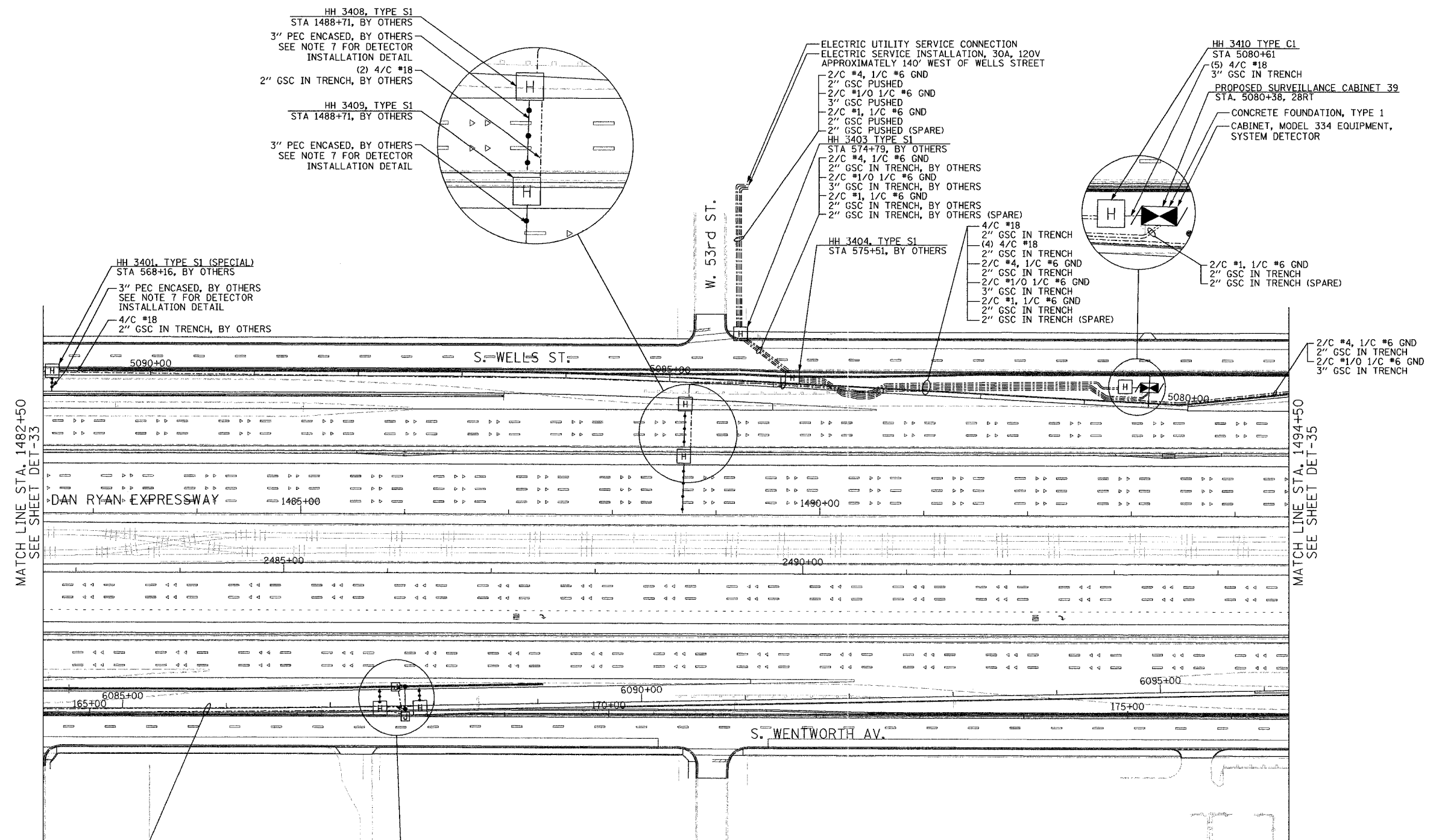


SECTION	COUNTY	TOTAL SHEETS	SHEET NO.
2003-03II	COOK	976	747
STA. 1482+50 TO STA. 1494+50			
FED. ROAD DIST. NO.	ILLINOIS	FED. AID PROJECT	
62583			



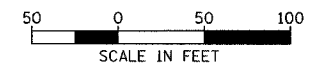
P:\0300\90.05\18\62583.dwg 10/23/2004 10:24:22 AM



MATCH LINE STA. 1482+50
SEE SHEET DET-33

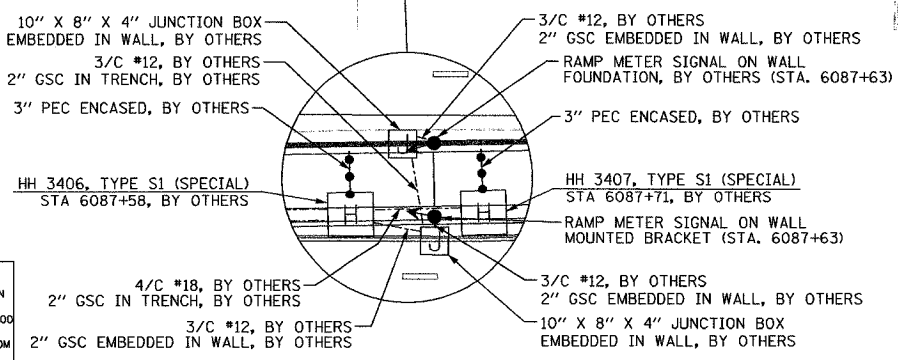
MATCH LINE STA. 1494+50
SEE SHEET DET-35

- NOTES:**
- SEE DRAWING ME-01 AND ME-02 FOR ELECTRICAL SYSTEMS AND ABBREVIATIONS.
 - UNLESS OTHERWISE STATED, ALL NOTED CABLE AND CONDUIT TO BE FURNISHED AND INSTALLED UNDER THIS CONTRACT.
 - TRENCHED CONDUITS INSTALLED IN PARALLEL ARE TO BE INSTALLED IN COMMON TRENCH.
 - THIS SHEET ONLY DEPICTS INSTALLATION OF DETECTION/RAMP METER ELEMENTS. REFER TO SHEETS FOR OTHER SUBSYSTEMS FOR ADDITIONAL ELEMENTS IN THE AREA SHOWN.
 - CONTRACTOR TO ROD AND CLEAN EXISTING CONDUITS PRIOR TO INSTALLING AND PULLING INNERDUCTS AND CABLES IN CONDUITS.
 - DETECTION/RAMP METER CONDUIT SHALL NOT BE INSTALLED IN ELECTRICAL HANDHOLES (SEE DETAIL SHEET DT-45).
 - FOR DETECTOR PROBE INSTALLATION DETAILS, SEE SHEETS DT-23 AND DT-28.
 - FOR HANDHOLE DETAILS, SEE SHEET DT-44 AND DT-46.
 - FOR WIRING DETAILS, SEE SHEETS DET-48 THROUGH DET-53.



DET-34

**Edwards
AND Kelcey**
ONE NORTH FRANKLIN
CHICAGO, IL 60606
PHONE: (312) 251-3000
FAX: (312) 251-3015
WEB: WWW.EKCORP.COM



REVISIONS	
NAME	DATE

ILLINOIS DEPARTMENT OF TRANSPORTATION
F.A.I. 94/90 (DAN RYAN EXPRESSWAY)
31st STREET TO I-57
SURVEILLANCE SYSTEM STATION
RAMP METERING AND DETECTOR SYSTEM
55TH ST. SITE LAYOUT
DET-38, RM-15
SCALE: 1"=50'
DATE: October 29, 2004
DRAWN BY: CJH
CHECKED BY: MJL

11/23/2004 10:24:22 AM