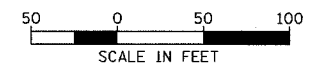
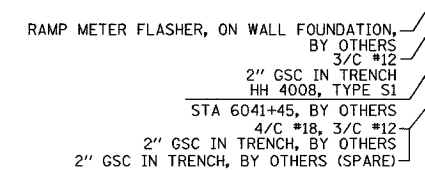
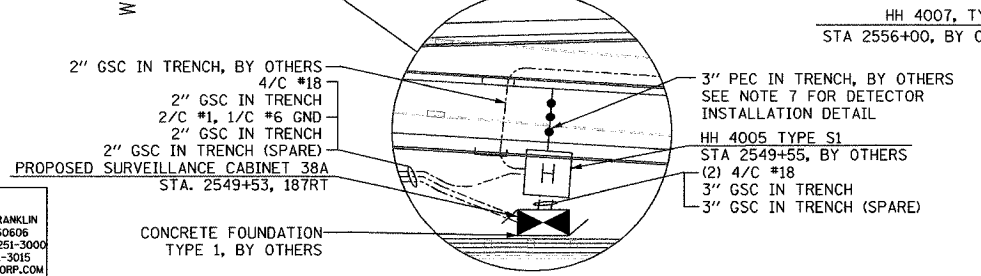
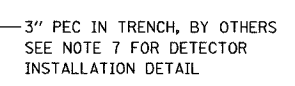
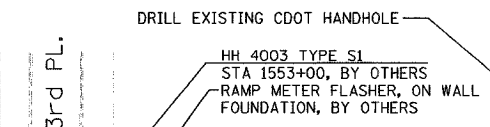
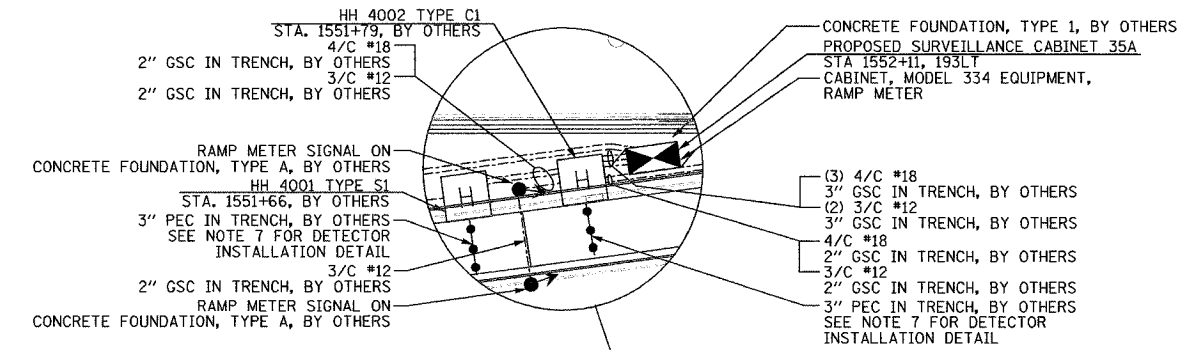
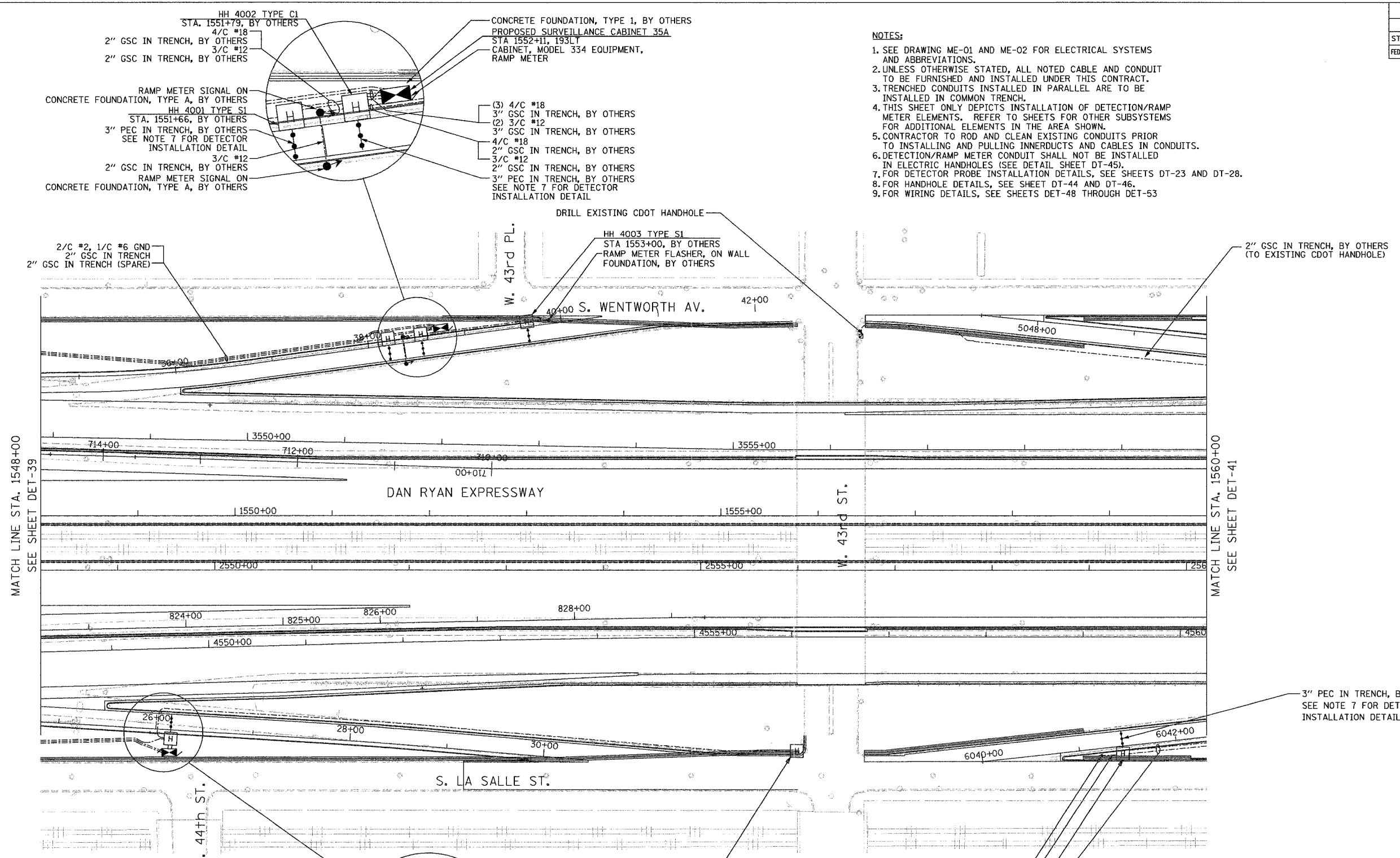
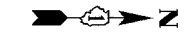


SECTION	COUNTY	TOTAL SHEETS	SHEET NO.
2003-0311	COOK	976	753
STA. 1548+00	TO STA. 1560+00		
FED. ROAD DIST. NO.	ILLINOIS	FED. AID PROJECT	
62583			

- NOTES:**
- SEE DRAWING ME-01 AND ME-02 FOR ELECTRICAL SYSTEMS AND ABBREVIATIONS.
 - UNLESS OTHERWISE STATED, ALL NOTED CABLE AND CONDUIT TO BE FURNISHED AND INSTALLED UNDER THIS CONTRACT.
 - TRENCHED CONDUITS INSTALLED IN PARALLEL ARE TO BE INSTALLED IN COMMON TRENCH.
 - THIS SHEET ONLY DEPICTS INSTALLATION OF DETECTION/RAMP METER ELEMENTS. REFER TO SHEETS FOR OTHER SUBSYSTEMS FOR ADDITIONAL ELEMENTS IN THE AREA SHOWN.
 - CONTRACTOR TO ROD AND CLEAN EXISTING CONDUITS PRIOR TO INSTALLING AND PULLING INNERDUCTS AND CABLES IN CONDUITS.
 - DETECTION/RAMP METER CONDUIT SHALL NOT BE INSTALLED IN ELECTRIC HANDHOLES (SEE DETAIL SHEET DT-45).
 - FOR DETECTOR PROBE INSTALLATION DETAILS, SEE SHEETS DT-23 AND DT-28.
 - FOR HANDHOLE DETAILS, SEE SHEET DT-44 AND DT-46.
 - FOR WIRING DETAILS, SEE SHEETS DET-48 THROUGH DET-53



DET-40

REVISIONS	
NAME	DATE

ILLINOIS DEPARTMENT OF TRANSPORTATION
 F.A.I. 94/90 (DAN RYAN EXPRESSWAY)
 31st STREET to I-57
 SURVEILLANCE SYSTEM STATION
 RAMP METERING SYSTEM
 43RD ST. SITE LAYOUT
 DET-43, RM-17A, RM-18
 SCALE: 1"=50'
 DATE: October 29, 2004
 DRAWN BY: CJH
 CHECKED BY: MJL

**Edwards
 AND Kelcey**
 ONE NORTH FRANKLIN
 CHICAGO, IL 60606
 PHONE: (312) 251-3000
 FAX: (312) 251-3015
 WEB: WWW.EKCORP.COM

11/19/2004 04:46:14 PM