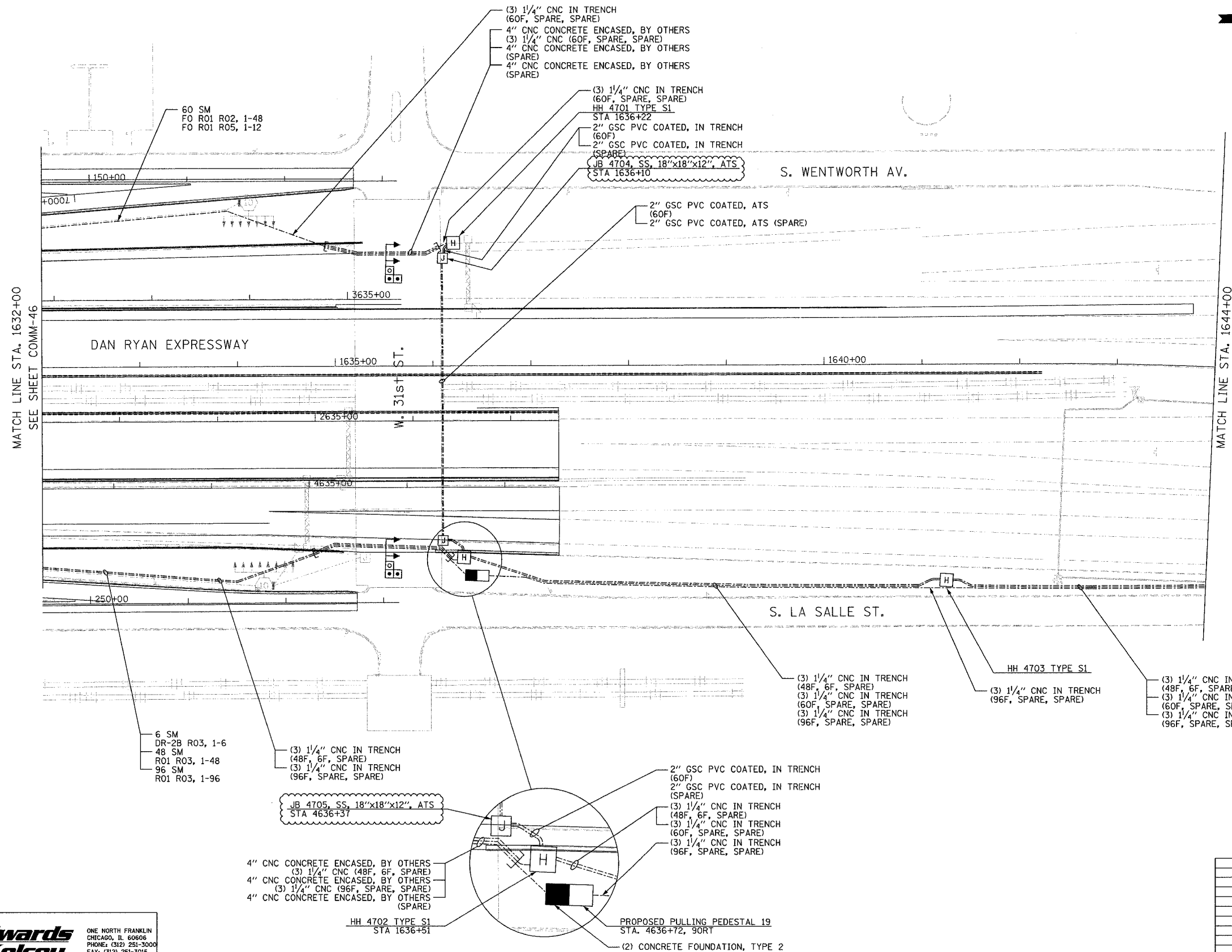

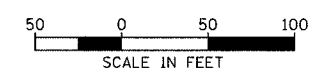


SECTION	COUNTY	TOTAL SHEETS	SHEET NO.
2003-0311	COOK	976	813
STA. 1632+00	TO STA. 1644+00		
FED. ROAD DIST. NO.	ILLINOIS	FED. AID PROJECT	
62583			



- NOTES:
- SEE DRAWING ME-01 AND ME-02 FOR ELECTRICAL SYSTEMS AND ABBREVIATIONS.
 - UNLESS OTHERWISE STATED, ALL NOTED CABLE AND CONDUIT TO BE FURNISHED AND INSTALLED UNDER THIS CONTRACT.
 - TRENCHED CONDUITS INSTALLED IN PARALLEL ARE TO BE INSTALLED IN COMMON TRENCH.
 - THIS SHEET ONLY DEPICTS INSTALLATION OF COMMUNICATIONS ELEMENTS. REFER TO SHEETS FOR OTHER SUBSYSTEMS FOR ADDITIONAL ELEMENTS IN THE AREA SHOWN.
 - CONTRACTOR TO ROD AND CLEAN EXISTING CONDUITS PRIOR TO INSTALLING AND PULLING INNERDUCTS AND CABLES IN CONDUITS.
 - COMMUNICATIONS CONDUIT SHALL NOT BE INSTALLED IN ELECTRIC HANDHOLES (SEE DETAIL SHEET DT-45).
 - FOR HANDHOLE DETAILS, SEE SHEET DT-44 AND DT-46.
 - FOR JUNCTION BOX ATTACHED CONDUIT INSTALLATION, SEE SHEET ME-05.
 - CONTRACTOR SHALL MAINTAIN MINIMUM 24" BENDING RADIUS FOR ALL CONDUIT WITH FIBER OPTIC CABLES.



REVISIONS	
NAME	DATE
REVISION 1	12/17/04

ILLINOIS DEPARTMENT OF TRANSPORTATION
F.A.I. 94/90 (DAN RYAN EXPRESSWAY)
31st STREET TO I-57

COMMUNICATIONS BACKBONE CONDUIT
AND CABLE LAYOUT

SCALE: 1"=50'
DATE: October 29, 2004

DRAWN BY: DHI
CHECKED BY: MJL

**Edwards
AND Kelcey**

ONE NORTH FRANKLIN
CHICAGO, IL 60606
PHONE: (312) 251-3000
FAX: (312) 251-3015
WEB: WWW.EKCORP.COM

P:\030019\030515\1632-1644\comm\02-47.dwg 12/10/2004 02:46:16 PM