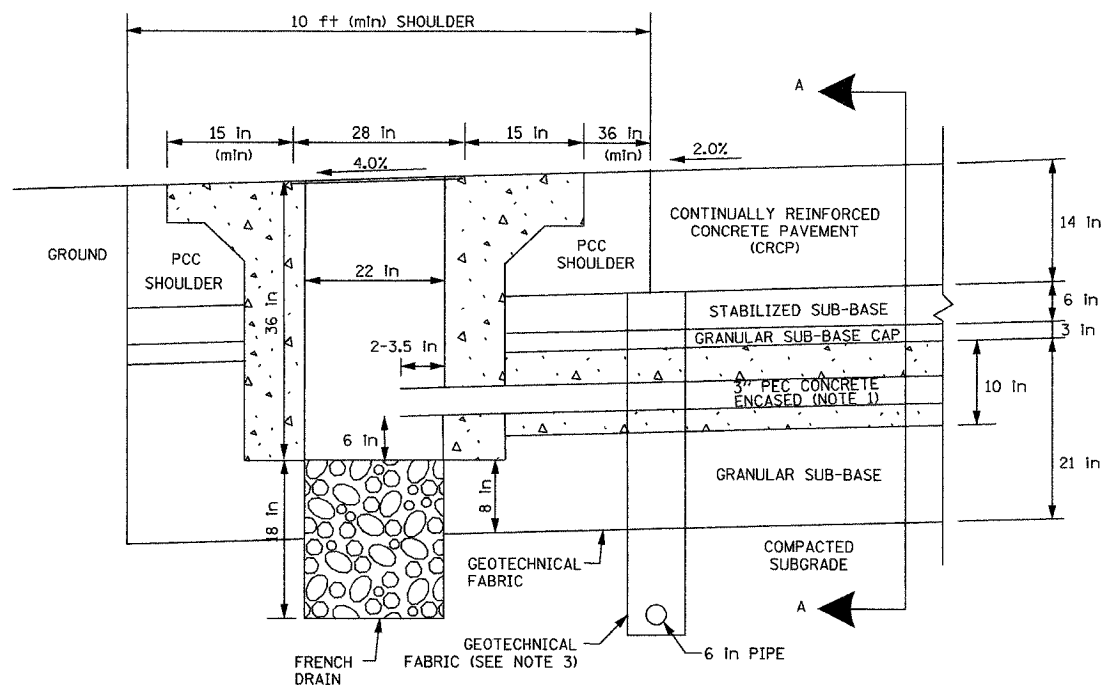
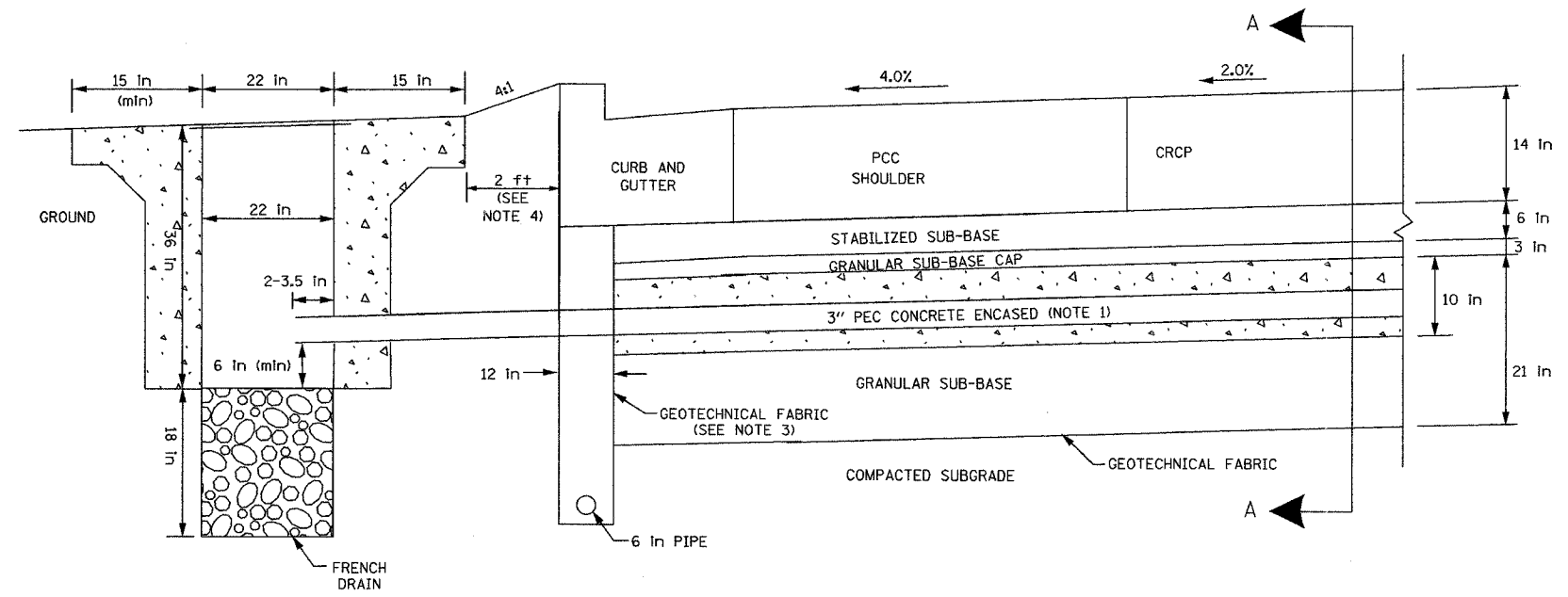


SECTION	COUNTY	TOTAL SHEETS	SHEET NO.
2003-0311	COOK	976	934
STA.	TO STA.		
FED. ROAD DIST. NO. - ILLINOIS	FED. AID PROJECT		
62583			

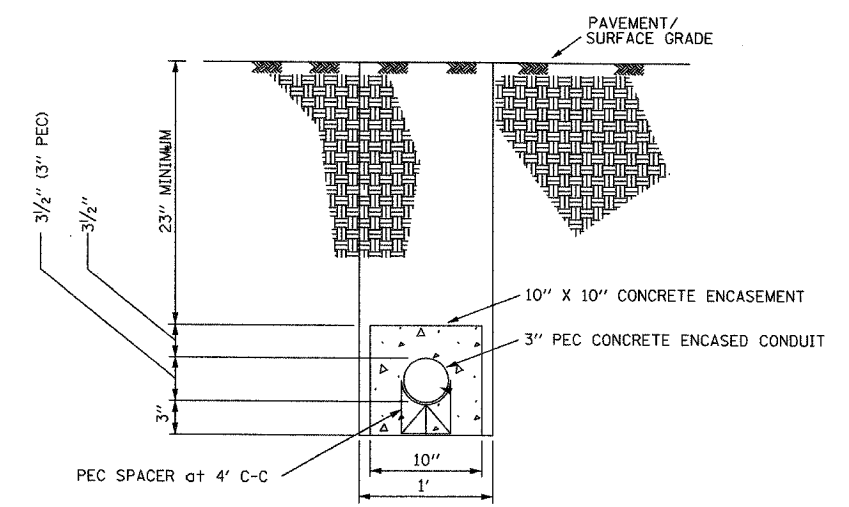


HEAVY DUTY HANDHOLE IN MAINLINE SHOULDER (TYPICAL)

- NOTES
1. 3" PEC CONCRETE ENCASED CONDUIT IS REQUIRED ONLY WHERE SHOWN ON THE PLAN DRAWINGS. WHEN INSTALLED, THE CONDUIT MUST MAINTAIN THE SAME ANGLE AS THE PAVEMENT THROUGHOUT ITS ENTIRE LENGTH.
 2. FOR HANDHOLE DETAIL SEE SHEET DT-47.
 3. WHEN INSTALLING CONDUIT NEAR OR THROUGH UNDERDRAIN GEOTECHNICAL FABRIC, THE CONTRACTOR SHALL MAINTAIN THE INTEGRITY AND UNIFORMITY OF THE UNDERDRAIN FABRIC THROUGH OVERLAP TO THE SATISFACTION OF THE ENGINEER.
 4. FOR HANDHOLE INSTALLATION BEHIND SHOULDER WITHOUT CURB, INSTALL HANDHOLE 2 FT BEHIND EDGE OF SHOULDER.



HEAVY DUTY HANDHOLE OUTSIDE MAINLINE SHOULDER (TYPICAL)



SECTION A-A
TYPICAL 3" PEC CONCRETE ENCASED CONDUIT UNDER PAVEMENT DETAIL
(FOR MICROLOOP INSTALLATION IN PROPOSED MAINLINE PAVEMENT)

**Edwards
AND Kelcey**
ONE NORTH FRANKLIN
CHICAGO, IL 60606
PHONE: (312) 251-3000
FAX: (312) 251-3015
WEB: WWW.EKCORP.COM

REVISIONS	
NAME	DATE

ILLINOIS DEPARTMENT OF TRANSPORTATION
F.A.I. 94/90 (DAN RYAN EXPRESSWAY)
31st STREET to I-57
TYPICAL HANDHOLE INSTALLATION DETAIL -
MAINLINE SHOULDER
SCALE: NTS
DATE: October 29, 2004
DRAWN BY: NB
CHECKED BY: CTC

DT-29

09/24/04 10/14/2004