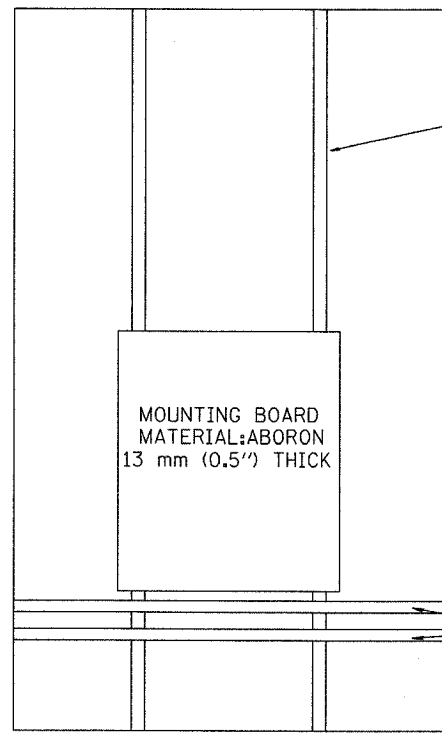
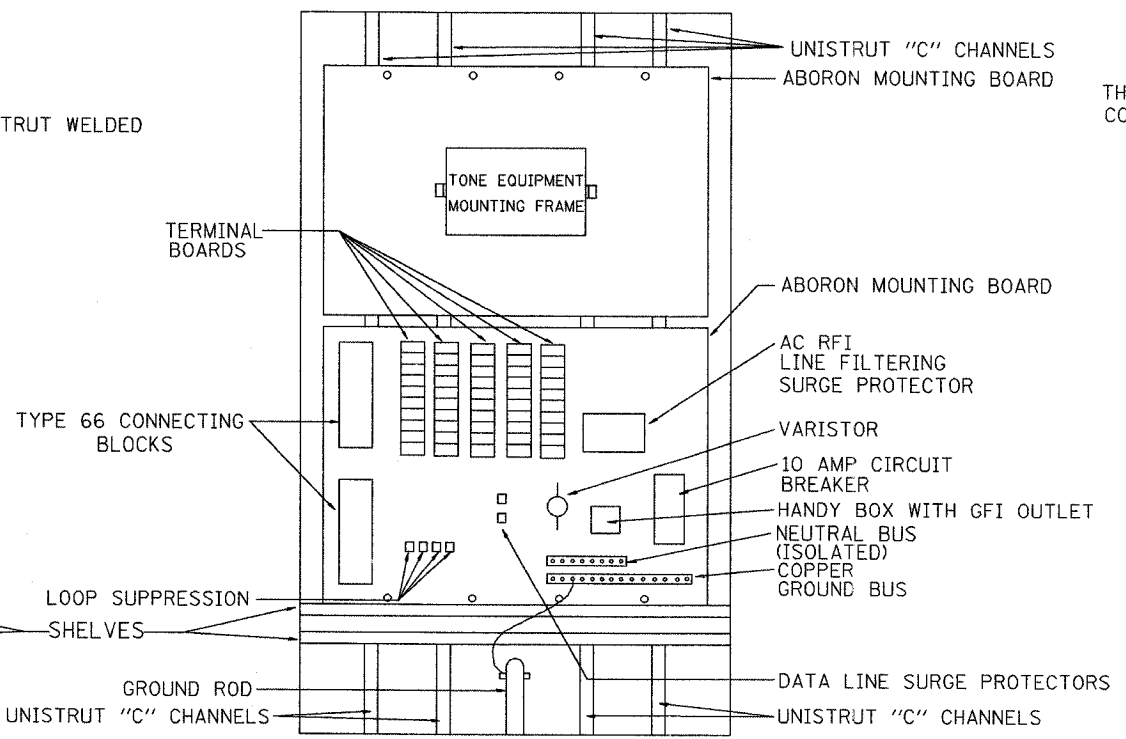


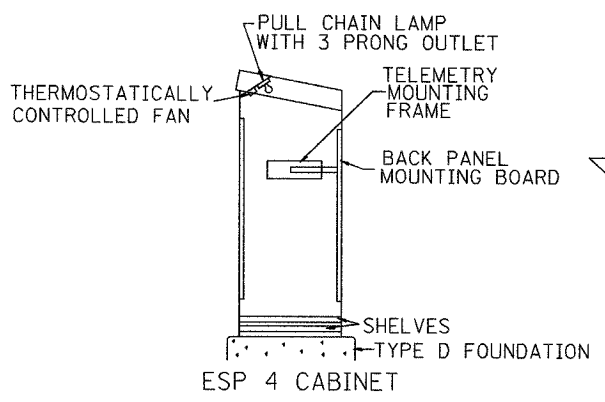
SECTION	COUNTY	TOTAL SHEETS	SHEET NO.
2003-0311	COOK	976	464
STA.	TO STA.		
FED. ROAD DIST. NO.	ILLINOIS	FED. AID PROJECT	
62583			



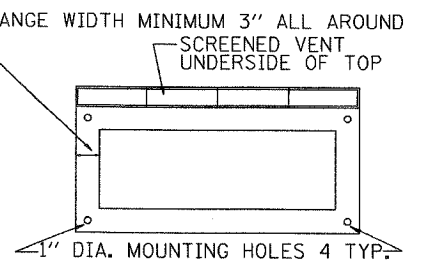
SIDE VIEW ESP 4 CABINET



FRONT VIEW ESP 4 CABINET



PROFILE VIEW



BOTTOM VIEW MOUNTING PATTERN

NOTES:

1. ALL CABINETS SHALL HAVE TERMINAL BLOCKS AND SHELVES AS SHOWN. THESE ITEMS SHALL BE CONSIDERED INCIDENTAL TO THE COST OF THE CABINET.
2. THE CABINET DOOR SHALL BE HINGED ON THE RIGHT SIDE WHEN FACING THE CABINET. THE DOOR SHALL BE FURNISHED WITH A GASKET THAT SHALL FORM A WEATHER TIGHT SEAL BETWEEN THE CABINET AND DOOR. THE HINGES SHALL BE CONTINUOUS AND BOLTED TO THE CABINET AND DOOR UTILIZING 1/4-20 STAINLESS STEEL CARRIAGE BOLTS AND NY-LOCK NUTS. THE HINGES WILL BE MADE OF STAINLESS STEEL WITH A 6.35 mm (0.25 INCH) DIAMETER STAINLESS STEEL HINGE PIN. THE HINGE PIN SHALL BE CAPPED TOP AND BOTTOM BY WELD TO RENDER IT TAMPER PROOF.
3. THE LATCHING MECHANISM SHALL BE A 3 POINT DRAW ROLLER TYPE. THE CENTER CATCH AND PUSHRODS SHALL BE EITHER CADMIUM OR ZINC PLATED, TYPE II CLASS I. PUSHRODS WILL BE TURNED EDGEWISE AT THE OUTWARD SUPPORTS AND SHALL BE 6.35 mm (0.25 INCH) BY 19.05 mm (0.75 INCH), MINIMUM. ROLLERS SHALL HAVE A MINIMUM DIAMETER OF 22.22 mm (0.875 INCH) AND WILL BE MADE OF NYLON. THE CENTER CATCH SHALL BE FABRICATED FROM 3.55 mm (0.14 INCH) STEEL, MINIMUM. WHEN THE DOOR IS CLOSED AND LATCHED, IT WILL BE LOCKED. THE LATCHING HANDLE SHALL HAVE A PROVISION FOR PADLOCKING IN THE CLOSED POSITION. AN OPERATING HANDLE SHALL BE FURNISHED WITH EACH LOCK. THE HANDLE WILL BE STAINLESS STEEL WITH A 19.05 mm (0.75 INCH) DIAMETER SHANK.
4. THE ENCLOSURE SHALL BE EQUIPPED WITH TWO "C" MOUNTING CHANNELS WELDED ON BOTH SIDE WALLS AND BACK WALL OF THE ENCLOSURE, ALLOWING VERSATILE POSITIONING OF SHELVES OR PANELS. MOUNTING CHANNELS SHALL BE FACTORY PAINTED SAME COLOR AS INTERIOR OF CABINET.
5. ALL FIELD CABINETS SHALL BE FITTED WITH BRASS LOCKS.
6. ESP TYPE 4 CABINETS FITTED WITH TWO SHELVES AS SHOWN.
7. THE CONTROL CABINET SHALL BE SET PLUMB ON THE FOUNDATION AND FASTENED TO THE ANCHOR BOLTS WITH NUTS AND WASHERS. FLAT WASHERS SHALL BE INSTALLED BELOW AND ABOVE THE BASE PLATE OF THE CONTROL CABINET. LOCKWASHERS SHALL BE INSTALLED ON TOP OF THE TOP FLAT WASHER.

**Edwards AND Kelcey**  
 ONE NORTH FRANKLIN  
 CHICAGO, IL 60606  
 PHONE: (312) 251-3000  
 FAX: (312) 251-3015  
 WEB: WWW.EDKORP.COM

REVISIONS	
NAME	DATE

ILLINOIS DEPARTMENT OF TRANSPORTATION  
 F.A.I. 94/90 (DAN RYAN EXPRESSWAY)  
 31st STREET to I-57

TYPE 4 CABINET  
 DETAIL SHEET

SCALE: NTS  
 DATE: October 29, 2004

DRAWN BY: MAF  
 CHECKED BY: DH

P:030019.035 V16.Cad/01/020625.s77 10/15/2004 02:19:42 PM