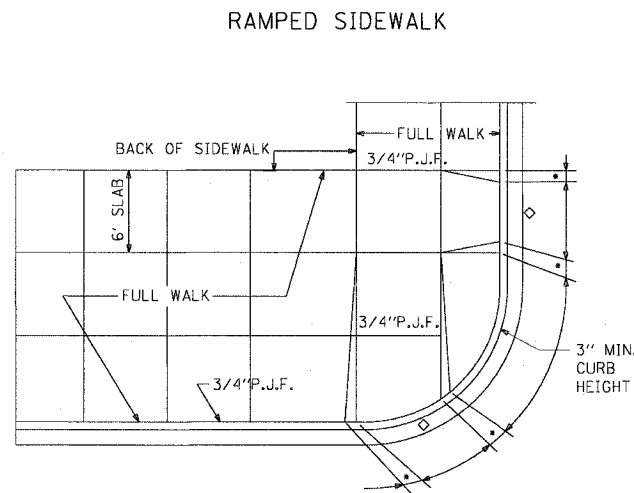
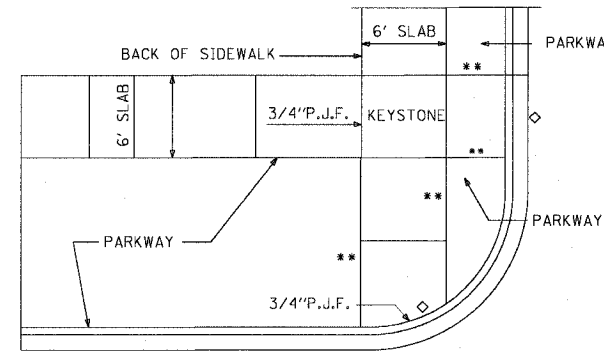


TYPICAL RAMP WITH FULL WALK
10 FEET WIDE OR LESS



TYPICAL RAMP WITH FULL WALK
GREATER THAN 10 FEET WIDE



TYPICAL RAMP ADJACENT TO PARKWAY

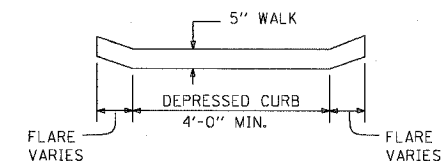
RAMP SLOPE

DESIRABLE MAXIMUM 1" PER FOOT
ABSOLUTE MAXIMUM 1/2" PER FOOT

* **FLARE SLOPE**

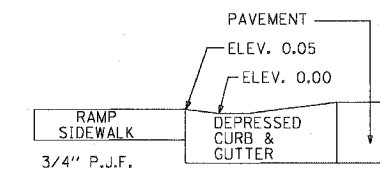
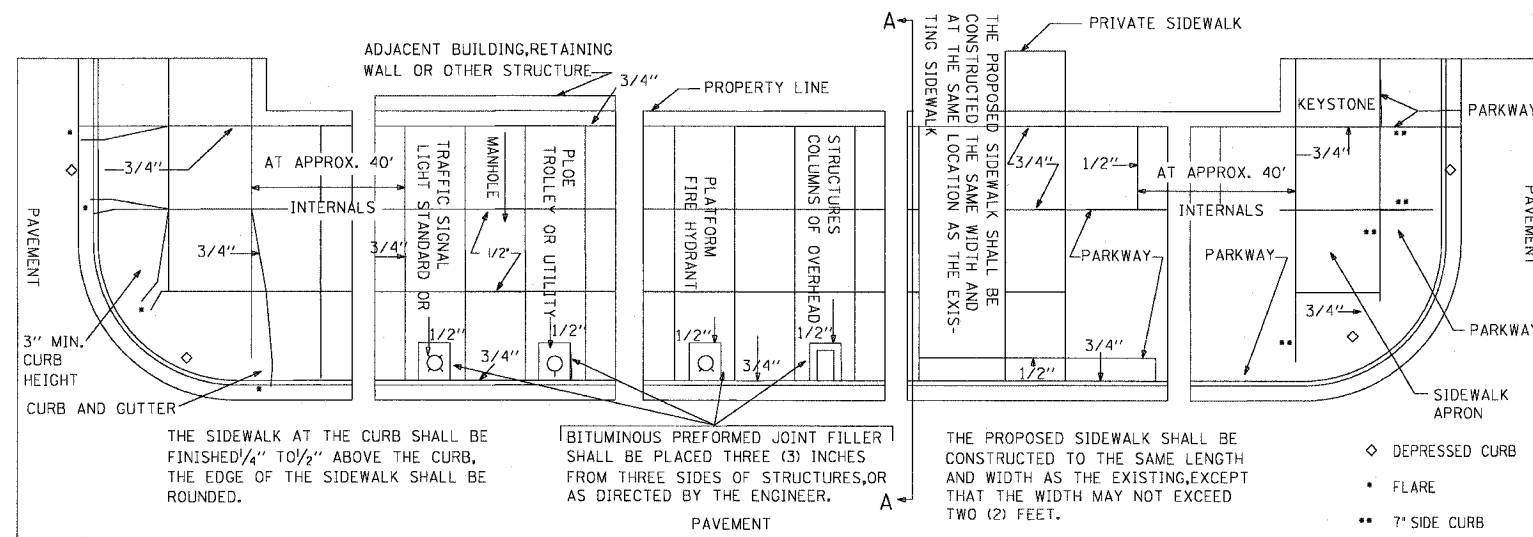
DESIRABLE MAXIMUM 3" PER FOOT
MINIMUM WIDTH OF FLARE 1 FOOT

** **7" SIDE CURB**

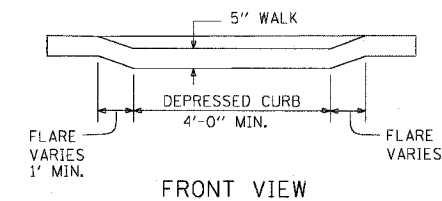


FRONT VIEW

DETAILS OF PORTLAND CEMENT CONCRETE SIDEWALK CONSTRUCTION



TYPICAL SECTION
AT GUTTER



FRONT VIEW

LEGEND

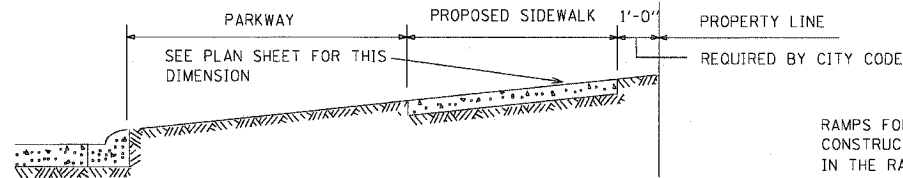
- PREFORMED JOINT FILLER
- DUMMY JOINT
- SLOPE BREAKPOINT
- FLARED CURB
- ** 7" SIDE CURB
- ◇ DEPRESSED CURB

NOTES:

PREFORMED JOINT FILLER SHALL BE PLACED AS NOTED IN STANDARD DETAILS FOR SIDEWALK CONSTRUCTION.

THIS STANDARD SHOULD BE CONSIDERED TYPICAL FOR MOST LOCATIONS. THERE MAY BE SPECIAL INSTANCES WHERE DESIGN CHANGES WILL BE REQUIRED.

THE SLOPE FOR SIDEWALKS AND PARKWAYS REQUIRED BY THE CITY CODE IS 1" IN 3'. IF EXISTING CONDITIONS ABSOLUTELY REQUIRE, THIS SLOPE MAY BE REDUCED TO A MINIMUM OF 1" IN 4' OR INCREASED TO A MAXIMUM OF 1" IN 2'.



SECTION A-A

THE 1/2" AND 3/4" DIMENSIONS NOTED ON THE DRAWING REFER TO THE THICKNESS OF THE BITUMINOUS PREFORMED JOINT FILLER REQUIRED AT THE VARIOUS LOCATIONS. BITUMINOUS PREFORMED JOINT FILLER IS NOT PAID FOR SEPARATELY, BUT INCLUDED IN THE COST OF THE SIDEWALK.

RAMP FOR THE DISABLED WILL BE CONSTRUCTED AT CORNERS AS SHOWN IN THE RAMPED SIDEWALK DETAIL.

REVISIONS	
NAME	DATE

M:\A0468\04\1\14-cntf-9-add-cntr-9b16.s1f\roadway_details\mcd909160032a.s1f 9/6/25 AM