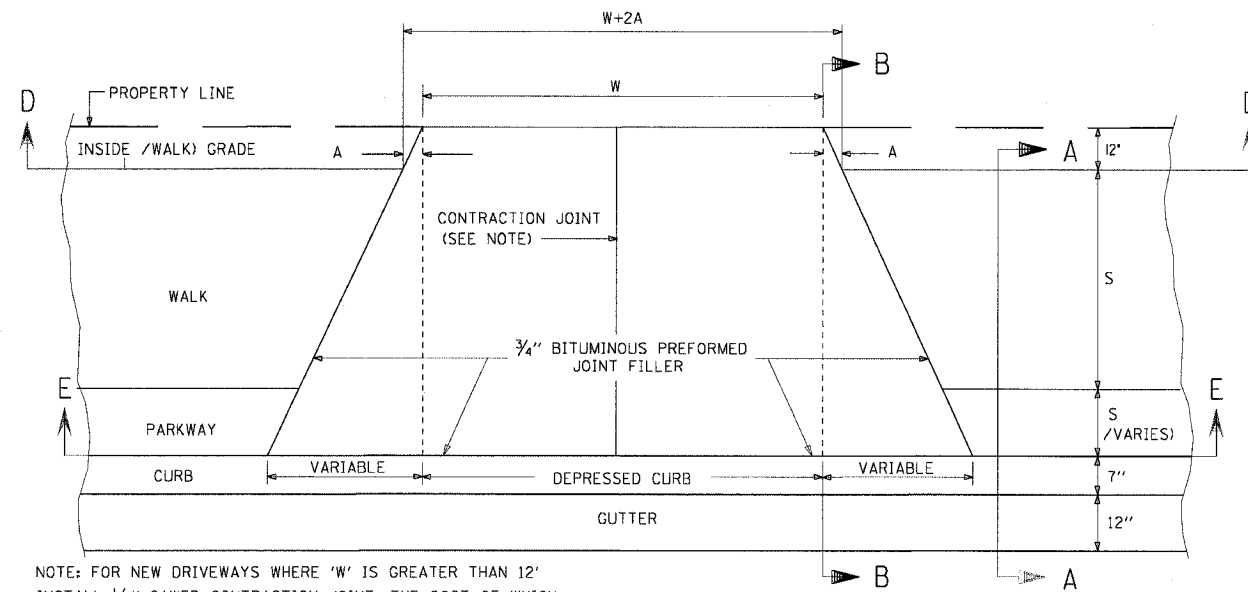
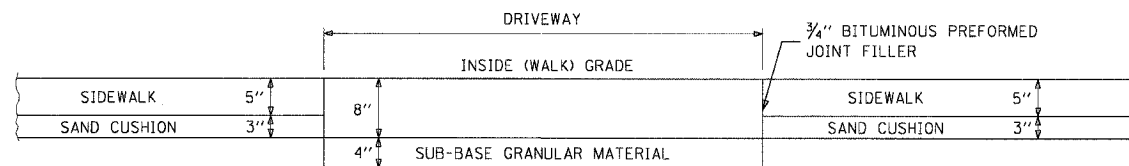


DETAIL OF DRIVEWAY CONSTRUCTION

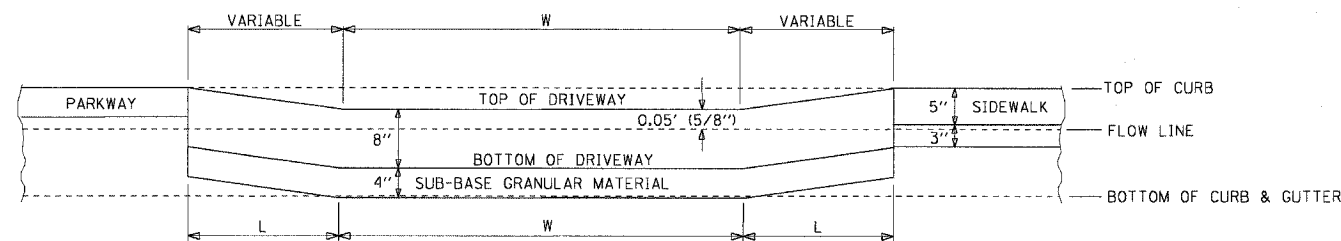


NOTE: FOR NEW DRIVEWAYS WHERE 'W' IS GREATER THAN 12' INSTALL 1/4" SAWED CONTRACTION JOINT. THE COST OF WHICH SHALL BE INCLUDED IN THE COST OF DRIVEWAY CONSTRUCTION.

PLAN VIEW



SECTION AT D-D



SECTION AT E-E

| DESIRABLE MINIMUM FLARE WIDTHS FOR VARIOUS CURB HEIGHTS | |
|---|----------------------|
| CURB HEIGHT (INCHES) | FLARE WIDTH (INCHES) |
| 3 | 30 |
| 4 | 40 |
| 5 | 50 |
| 6 | 60 |
| 7 | 70 |
| 8 | 80 |
| 9 | 90 |

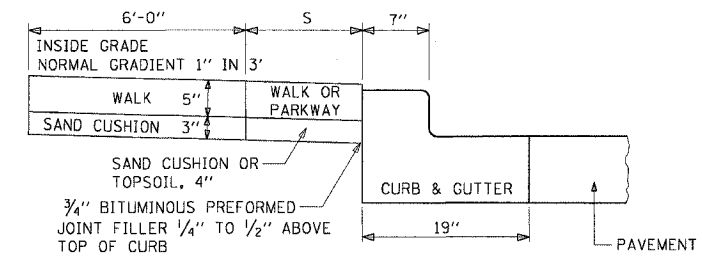
NOTES:

1. THE SLOPE OF THE DRIVEWAY IN THE ONE FT. SPACE ADJACENT TO THE PROPERTY LINE MAY BE ALTERED TO MEET EXISTING CONDITIONS.
2. THE COST OF THE AGGREGATE SUB-BASE, 4" IS INCLUDED IN THE PCC DRIVEWAY PAVEMENT, 8 INCH PAY ITEM.

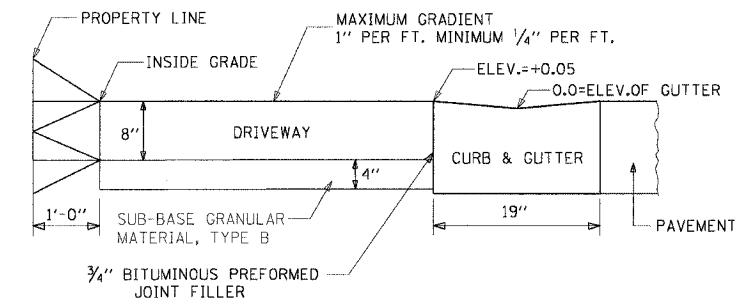
L = LENGTH OF WALK TO BE ADJUSTED OR REBUILT

W = WIDTH OF DRIVEWAY AT PROPERTY LINE

S = WIDTH OF WALK OR PARKWAY



SECTION AT A-A



SECTION AT B-B

| REVISIONS | |
|-----------|------|
| NAME | DATE |
| | |
| | |
| | |
| | |
| | |
| | |
| | |
| | |
| | |
| | |

ILLINOIS DEPARTMENT OF TRANSPORTATION
F.A.I. 90/94 (DAN RYAN EXPRESSWAY)
51st ST (WENTWORTH AVE AND WELLS ST)

CITY STANDARD DETAILS
DRIVEWAY, VAULTED WALK
DETAILS

SCALE: NONE
DATE: December 23, 2004
DRAWN BY: CDOT
CHECKED BY: JAL