Hatched areas indicate concrete sections to be removed and replaced. Perimeters of concrete removal areas shall be saw cut $\frac{3}{4}$" prior to the removal of concrete.

STATE OF ILLINOIS
DEPARTMENT OF TRANSPORTATION

| ROUTE NO. | SECTION | COUNTY | TOTAL SHEETS | SHEET NO. |
|---|---|---|---|---|
| | | Will | 16 | 7 |
| FED. ROAD DIST. NO. 7 | | ILLINOIS | FED. AID PROJECT- | |

SHEET NO. 3
11 SHEETS

Contract: 62861

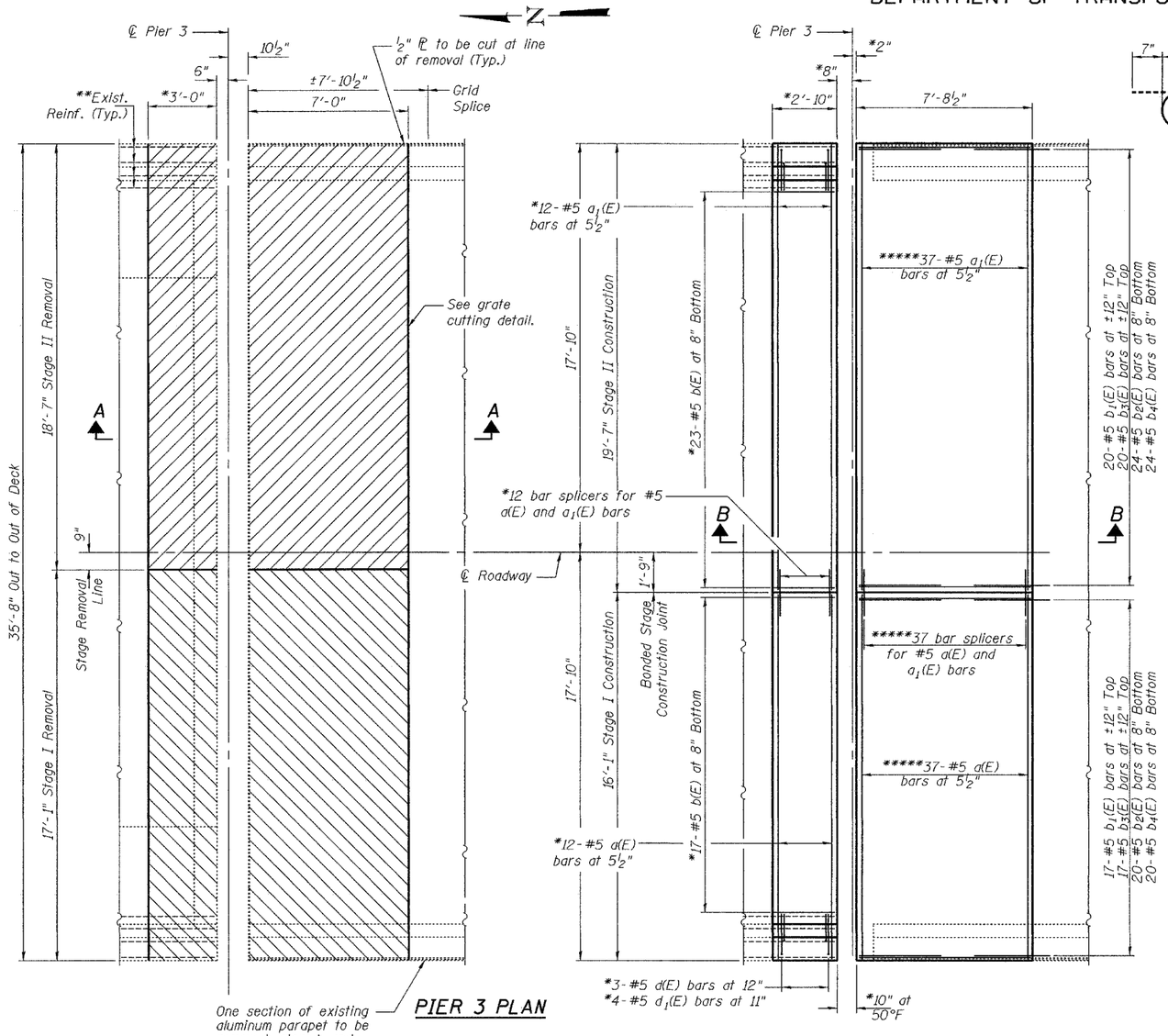


One section of existing aluminum parapet to be removed, stored, and re-installed. (Typ. Each Stage). Cost included with Concrete Removal.

PIER 3 PLAN

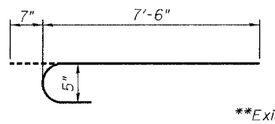


Bar b1(E)

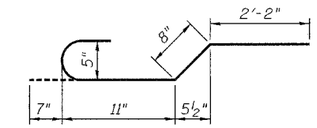


Bar b2(E)

Min Bar Lap
#5 = 2'-2"

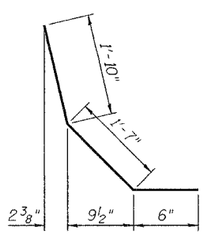


Bar d1(E)

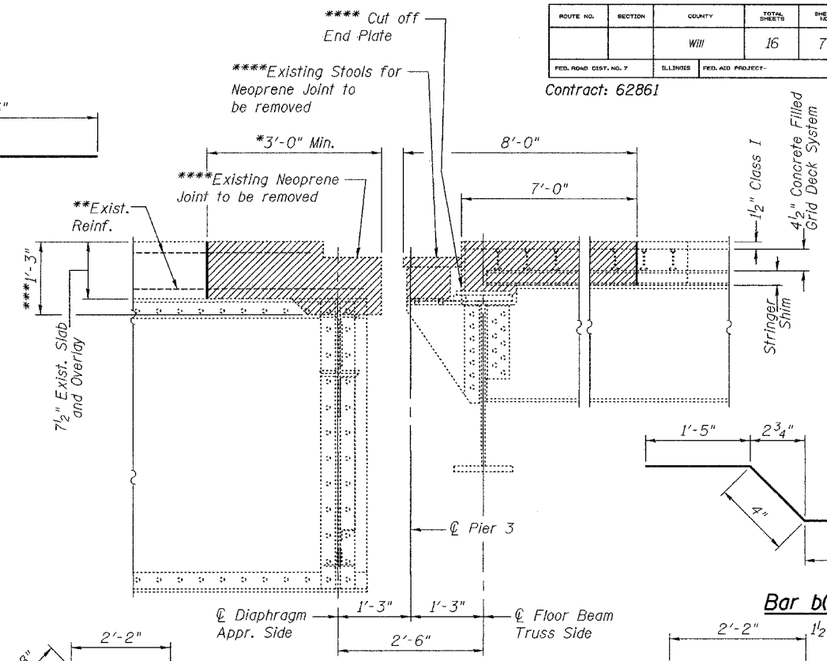


SECTION A-A

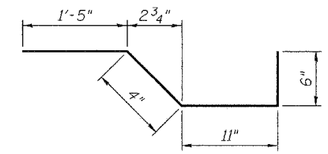


Bar b(E)

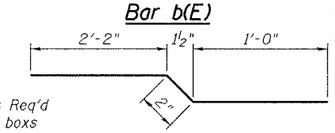


Bar b3(E)

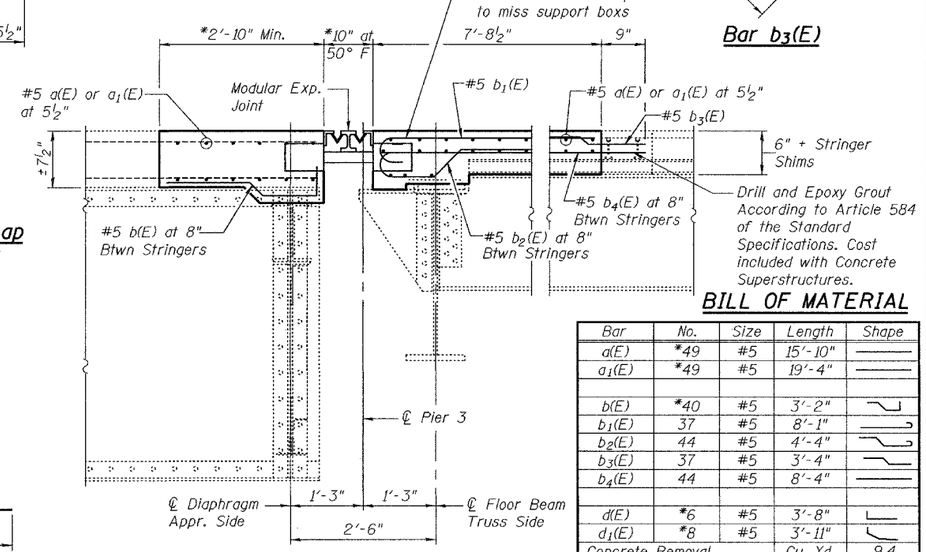


SECTION B-B

Bar d(E)

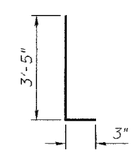


Bar d(E)

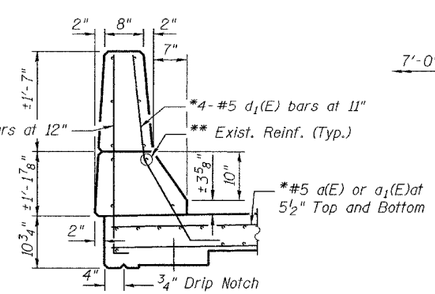


TYPICAL APPROACH PARAPET SECTION

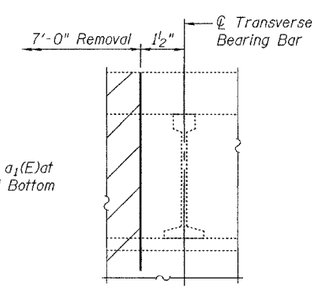


GRATE CUTTING DETAIL

* Length of Block out, width of Joint, number of reinforcement bars and bar splicers needed may vary as required by Joint Manufacturer.
** Existing longitudinal reinforcement extending into the removal area shall be cleaned, straightened and incorporated into the new construction. Cut or bend existing longitudinal reinforcement as required to miss Support Boxes by 1½". Any longitudinal reinforcement bars that are damaged during concrete removal shall be replaced with an approved bar splicer or anchorage system. Cost shall be included with "Concrete Superstructures".
*** Verify in field. Dimensions may vary.
**** Cost included with Concrete Removal.
*****16 top, 16 bottom and 3 additional in bottom as shown in Section B-B.

BILL OF MATERIAL

| Bar | No. | Size | Length | Shape |
|---|---|---|---|---|
| a(E) | *49 | #5 | 15'-10" | |
| a1(E) | *49 | #5 | 19'-4" | |
| | | | | |
| b(E) | *40 | #5 | 3'-2" | |
| b1(E) | 37 | #5 | 8'-1" | |
| b2(E) | 44 | #5 | 4'-4" | |
| b3(E) | 37 | #5 | 3'-4" | |
| b4(E) | 44 | #5 | 8'-4" | |
| | | | | |
| d(E) | *6 | #5 | 3'-8" | |
| d1(E) | *8 | #5 | 3'-11" | |
| Concrete Removal | | | Cu. Yd. | 9.4 |
| Concrete Superstructure | | | Cu. Yd. | 10.4 |
| Reinforcement Bars, Epoxy Coated | | | Pound | 2700 |
| Modular Expansion Joint 6" | | | Foot | 36 |

Reinforcement bars designated (E) shall be epoxy coated.

| | |
|---|---|
| DESIGNED | A.T.H. |
| CHECKED | J.S.B. |
| DRAWN | Drew Christopher |
| CHECKED | J.S.B. A.T.H. |

January 24, 2005
EXAMINED John A. Morris ENGINEER OF STRUCTURAL SERVICES
PASSED Ralph E. Anderson ENGINEER OF BRIDGES AND STRUCTURES

PIER 3 DETAILS
F.A.I. RT.55
WILL COUNTY
SN 099-0008